

OCR

Oxford Cambridge and RSA

H

GCSE (9–1) Mathematics**J560/06** Paper 6 (Higher Tier)**Wednesday 8 November 2017 – Morning****Time allowed: 1 hour 30 minutes****You may use:**

- A scientific or graphical calculator
- Geometrical instruments
- Tracing paper



First name

Last name

Centre
numberCandidate
number**INSTRUCTIONS**

- Use black ink. You may use an HB pencil for graphs and diagrams.
- Complete the boxes above with your name, centre number and candidate number.
- Answer **all** the questions.
- Read each question carefully before you start to write your answer.
- Where appropriate, your answers should be supported with working. Marks may be given for a correct method even if the answer is incorrect.
- Write your answer to each question in the space provided.
- If additional space is required, you should use the lined page(s) at the end of this booklet. The question number(s) must be clearly shown.
- Do **not** write in the barcodes.

INFORMATION

- The total mark for this paper is **100**.
- The marks for each question are shown in brackets [].
- Use the π button on your calculator or take π to be 3.142 unless the question says otherwise.
- This document consists of **20** pages.

2

Answer **all** the questions.

1 Use the formula $s = ut + \frac{1}{2}at^2$.

(a) Calculate s when $u = 5$, $t = 10$ and $a = 3$.

(a) $s = \dots\dots\dots$ [2]

(b) Make a the subject of the formula.

(b) $a = \dots\dots\dots$ [2]

2 Carla runs every 3 days.
She swims every Thursday.
On Thursday 9 November, Carla both runs and swims.

What will be the next date on which she both runs and swims?

$\dots\dots\dots$ [3]

3

- 3 A shop records the time taken by its customers to complete a purchase on its website. The results from one day are summarised in this table.

Time taken (t minutes)	Number of customers		
$0 < t \leq 3$	6		
$3 < t \leq 6$	10		
$6 < t \leq 9$	6		
$9 < t \leq 12$	2		
$12 < t \leq 15$	1		

- (a) Calculate an estimate of the mean time taken.

(a) minutes [4]

- (b) Explain why it is not possible to use the information from this table to calculate the **exact** value of the mean time taken.

.....

 [1]

4

- 4 Jeat is growing carrots from seed in his garden. He plants 28 carrot seeds but only 12 grow.

Jeat says

The probability of one of my carrot seeds growing is $\frac{3}{7}$.

- (a) Use Jeat's result to show that he is correct. [1]

- (b) A farmer uses this probability to calculate how many carrot seeds he should plant to grow 10 000 carrots.

How many seeds should he plant?

(b) seeds [2]

- (c) Explain why it may not be sensible for the farmer to use Jeat's experimental probability to calculate the number of seeds he should plant.

.....

 [1]

5

5 A company makes sweets.
The sweets are put into packets.

Here are some facts.

1.47×10^7
sweets are made
every day

3.5×10^5
packets of sweets are
produced every day

(a) Calculate the mean number of sweets in one packet.

(a) [2]

(b) Sweets are made on 288 days each year.

Calculate the number of sweets made each year.
Give your answer in standard form.

(b) [3]

(c) The company has 152 machines making the sweets.
Each machine operates for 15 hours each day.

(i) Calculate the number of sweets made by one machine each hour.
Give your answer as an ordinary number correct to the nearest 10.

(c)(i) [3]

(ii) State one assumption you have made in part (c)(i).

.....
..... [1]

6

- 6 (a) Two bags each contain only red counters and yellow counters.

In Bag A, the ratio of red counters to yellow counters is 1 : 4.

In Bag B, $\frac{1}{4}$ of the counters are red.

- (i) Sharon says

The proportion of the counters that are red is the same in both bags.

Explain why Sharon is not correct.

.....

.....

..... [1]

- (ii) The number of counters in the two bags is the same.

Complete the table below to show how many counters of each colour could be in the bags.

	Red counters	Yellow counters
Bag A		
Bag B		

[3]

7

- (b) In another bag, Bag C, the ratio of red counters to yellow counters is 3 : 4.
If 3 of the red counters are removed from Bag C, the ratio of red counters to yellow counters is 3 : 5.

How many **yellow** counters are in Bag C?

(b) [3]

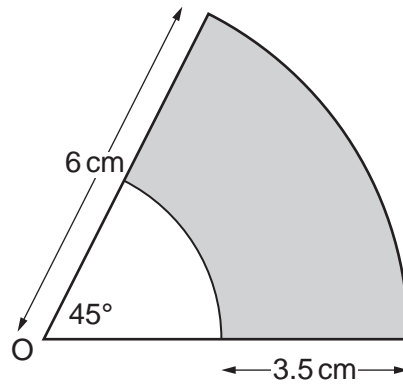
- 7 Gustavo invests £520 for 6 years in a bank account paying simple interest.
At the end of 6 years, the amount in the bank account is £629.20.

Calculate the annual rate of interest.

..... % [4]

8

8 The design below is made from two sectors of circles, centre O.

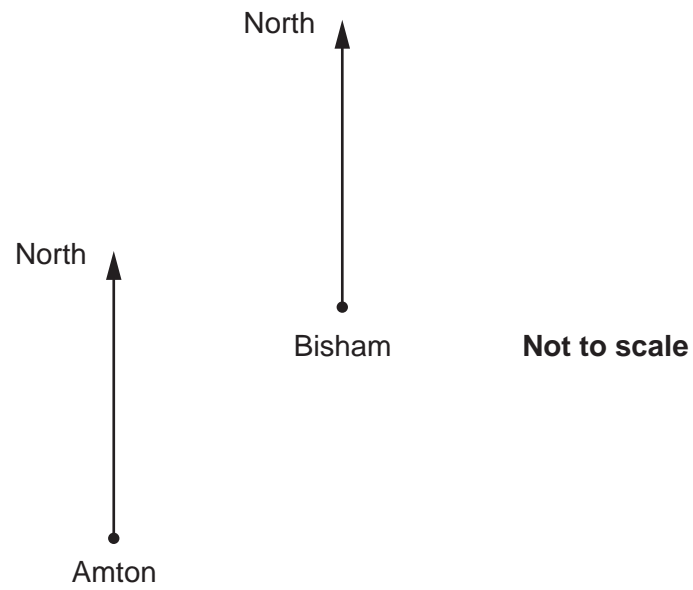


Calculate the perimeter of the shaded part.
Give your answer correct to 3 significant figures.

..... cm [5]

9

- 9 The diagram shows the positions of two towns, Amton and Bisham.



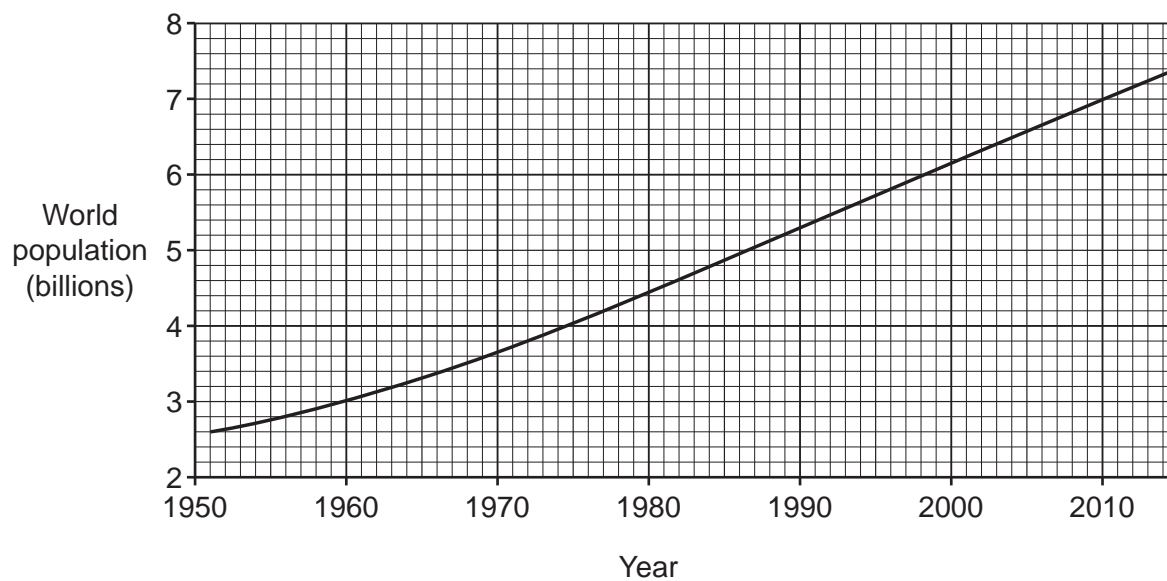
The bearing of Bisham from Amton is b° .
The bearing of Amton from Bisham is $6b^\circ$.

Calculate the 3-figure bearing of Amton from Bisham.

..... $^\circ$ [4]

10

10 This graph shows the world population, in billions, between 1951 and 2015.




Use the graph to estimate the average rate of growth of the world population between 1951 and 2015.

Give suitable units for your answer.

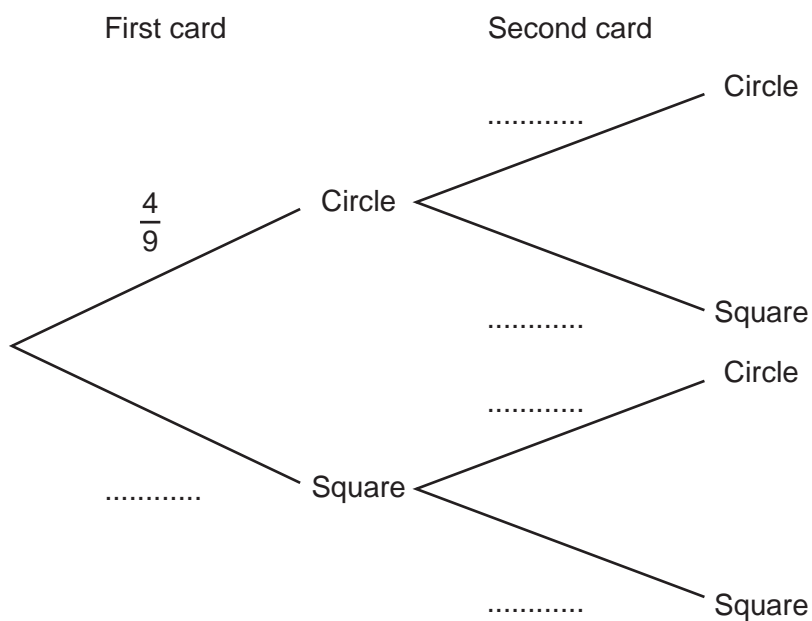
..... [3]

11 Reuben is playing a matching game with these cards.



He turns the cards over and shuffles them.
 Reuben takes a card and keeps it. He then takes a second card.
 If the cards are different, he wins the game.

(a) Complete this tree diagram to show the probabilities for each card picked in the game.



[2]

(b) What is the probability that Reuben wins the game?

(b) [3]

12

12 (a) A sequence is defined using this term-to-term rule.

$$u_{n+1} = \sqrt{2u_n + 15}$$

If $u_1 = 5$, find u_2 .

(a) [1]

(b) Another sequence is defined using this term-to-term rule,

$$u_{n+1} = ku_n + r$$

where k and r are constants.

Given that $u_2 = 41$, $u_3 = 206$ and $u_4 = 1031$, find the value of k and the value of r .

(b) $k =$

$r =$ [5]

13

13 A model railway is built using the scale 1 : 87.

(a) On the model railway, the distance between the rails is 16.5 mm.



Calculate, in metres, the distance between the rails for a full-size train.

(a) metres [2]

(b) The volume of a full-size train carriage is 220 m^3 .
Trevor calculates the volume of a model train carriage to be 334 cm^3 correct to 3 significant figures.

Is Trevor's calculation correct?
Show how you decide.

..... [3]

14

14 The diagram shows a cross placed on a number grid.

1	2	3	4	5	6	7	8	9	10
11	12	13	14	15	16	17	18	19	20
21	22	23	24	25	26	27	28	29	30
31	32	33	34	35	36	37	38	39	40
41	42	43	44	45	46	47	48	49	50
51	52	53	54	55	56	57	58	59	60

L is the product of the left and right numbers of the cross.

T is the product of the top and bottom numbers of the cross.

M is the middle number of the cross.

(a) Show that when $M = 35$, $L - T = 99$.

[2]

(b) Prove that, for any position of the cross on the number grid above, $L - T = 99$.

[5]

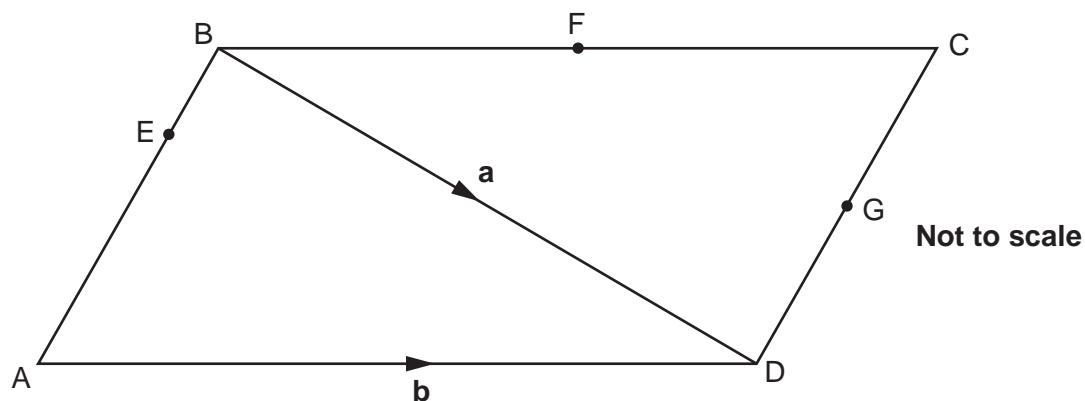
15

- 15 The following formula is for the area, A , of the curved surface area of a cone.
 $A = \pi rl$, where r is the radius and l is the slant height of the cone.

Calculate the **total** surface area of a cone with radius 5 cm and slant height 12 cm.

..... cm² [3]

16 ABCD is a parallelogram.



$\vec{BD} = \mathbf{a}$ and $\vec{AD} = \mathbf{b}$.
 F is the midpoint of BC.
 G is the midpoint of DC.
 AE = 3EB.

(a) Write down simplified expressions in terms of \mathbf{a} and \mathbf{b} for

(i) \vec{AB} ,

(a)(i) [1]

(ii) \vec{EB} .

(ii) [1]

(b) Show that $\vec{EF} = \frac{1}{4}(3\mathbf{b} - \mathbf{a})$.

[2]

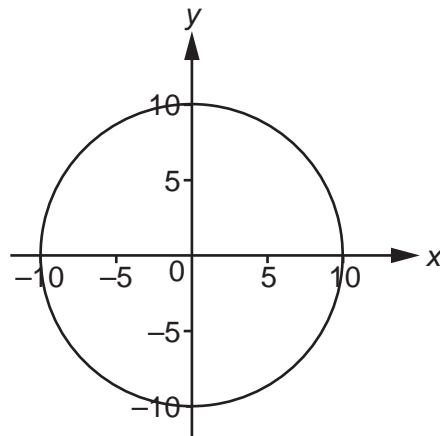
(c) Prove that \vec{EF} and \vec{AG} are parallel.

.....

 [3]

17

17 The diagram shows a circle, centre the origin.



(a) Write down the equation of the circle.

(a) [1]

(b) Point P has coordinates $(8, -6)$.
Show that point P lies on the circle.

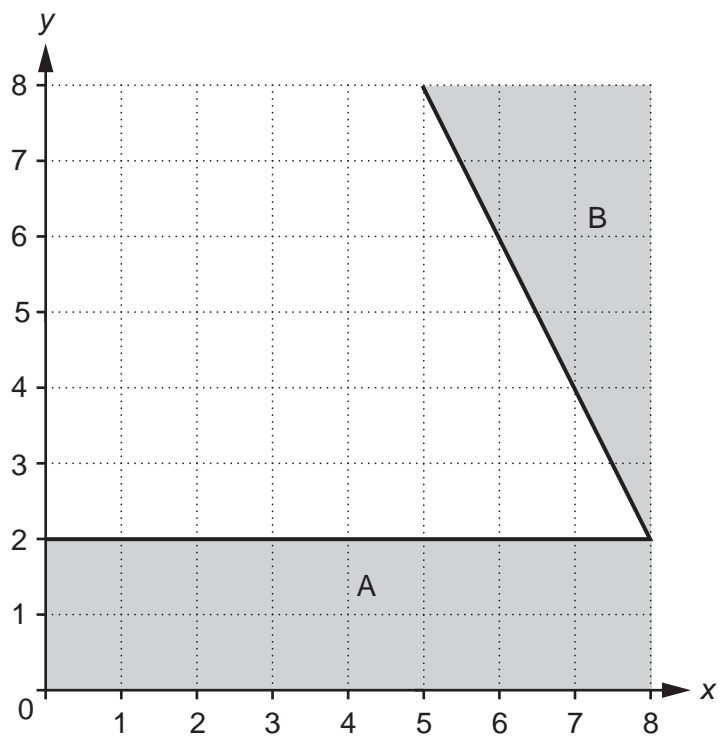
[2]

(c) Find the equation of the tangent to the circle at point P.

(c) [5]

18

18 The diagram below shows a 1 cm coordinate grid.



(a) Find an inequality that defines region A and another inequality that defines region B.

(a) Region A:

Region B: [4]

(b) Shade the region on the grid given by the inequality $y \geq 6$. [2]

19

(c) A fourth shaded region, given by the inequality

$$y \geq kx + 2,$$

is added to the grid.

The **unshaded** region now has area 23 cm^2 .

Find the value of k .

(c) $k = \dots\dots\dots$ [5]

END OF QUESTION PAPER

ADDITIONAL ANSWER SPACE

If additional space is required, you should use the following lined page(s). The question number(s) must be clearly shown in the margin(s).

A large rectangular area with a solid vertical line on the left side and horizontal dotted lines across the rest of the page, providing space for writing answers.



Copyright Information

OCR is committed to seeking permission to reproduce all third-party content that it uses in its assessment materials. OCR has attempted to identify and contact all copyright holders whose work is used in this paper. To avoid the issue of disclosure of answer-related information to candidates, all copyright acknowledgements are reproduced in the OCR Copyright Acknowledgements Booklet. This is produced for each series of examinations and is freely available to download from our public website (www.ocr.org.uk) after the live examination series.

If OCR has unwittingly failed to correctly acknowledge or clear any third-party content in this assessment material, OCR will be happy to correct its mistake at the earliest possible opportunity.

For queries or further information please contact the Copyright Team, First Floor, 9 Hills Road, Cambridge CB2 1GE.

OCR is part of the Cambridge Assessment Group; Cambridge Assessment is the brand name of University of Cambridge Local Examinations Syndicate (UCLES), which is itself a department of the University of Cambridge.