



**Cambridge International Examinations**  
Cambridge International General Certificate of Secondary Education

CANDIDATE  
NAME

CENTRE  
NUMBER

--	--	--	--	--	--

CANDIDATE  
NUMBER

--	--	--	--

**MATHEMATICS**

**0580/31**

Paper 3 (Core)

**May/June 2016**

**2 hours**

Candidates answer on the Question Paper.

Additional Materials:      Electronic calculator  
   Tracing paper (optional)

Geometrical instruments

**READ THESE INSTRUCTIONS FIRST**

Write your Centre number, candidate number and name on all the work you hand in.

Write in dark blue or black pen.

You may use an HB pencil for any diagrams or graphs.

Do not use staples, paper clips, glue or correction fluid.

**DO NOT WRITE IN ANY BARCODES.**

Answer **all** questions.

If working is needed for any question it must be shown below that question.

Electronic calculators should be used.

If the degree of accuracy is not specified in the question, and if the answer is not exact, give the answer to three significant figures. Give answers in degrees to one decimal place.

For  $\pi$ , use either your calculator value or 3.142.


At the end of the examination, fasten all your work securely together.

The number of marks is given in brackets [ ] at the end of each question or part question.

The total of the marks for this paper is 104.

The syllabus is approved for use in England, Wales and Northern Ireland as a Cambridge International Level 1/Level 2 Certificate.

This document consists of **15** printed pages and **1** blank page.



1 Joel spins a fair five-sided spinner numbered 2, 3, 4, 5 and 6.

(a) Write down the probability that the spinner lands on

(i) an odd number,

..... [1]

(ii) a prime number,

..... [1]

(iii) the number 7.

..... [1]

(b) Here are the results of his first 20 spins.

Number	2	3	4	5	6
Frequency	3	2	6	4	5

(i) Write down the mode.

..... [1]

(ii) Calculate the mean.

..... [3]

(iii) Joel wants to draw a pie chart to show the results in the table.

(a) Show that the sector angle for the number 2 is  $54^\circ$ .

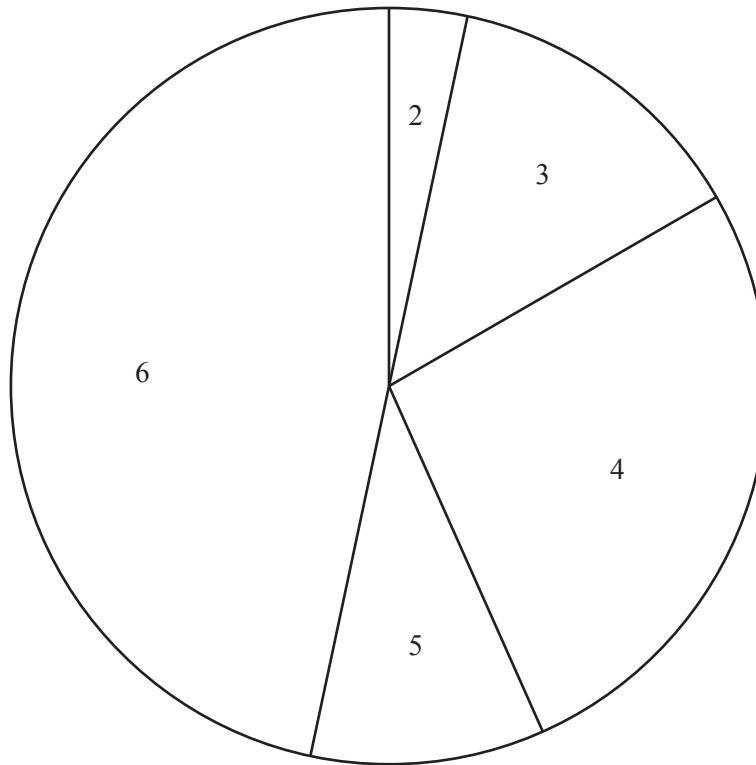
[1]

(b) Find the sector angle for the number 6.

..... [2]

3

- (c) Joel asks 30 students to guess the number that the spinner will next land on. The results are shown in this pie chart.



- (i) The sector angle for the number 6 is  $168^\circ$ .

How many students guessed the number 6?

..... [2]

- (ii) Find the percentage of the students who guessed a number **less than 5**.

.....% [3]

- (iii) Joel spins the spinner.  
10% of the 30 students guessed correctly.

Which number did the spinner land on?

..... [2]

2 (a) 3 6 19 20 24 27 30 32 35 36 48 49 51

From this list of numbers write down

(i) a factor of 15,

..... [1]

(ii) a multiple of 18,

..... [1]

(iii) an odd square number,

..... [1]

(iv) a cube number.

..... [1]

(b) Write as a percentage.

(i) 0.43

.....% [1]

(ii)  $\frac{1}{2}$

.....% [1]

(c) Write  $\frac{28}{42}$  in its lowest terms.

..... [1]

(d) (i) Write 45 as a product of its prime factors.

..... [2]

(ii) Find the highest common factor (HCF) of 45 and 105.

..... [2]

3 Paul and Mary go on a 14 night cruise in the Mediterranean.

- (a) The price of the cruise is \$237 per person per night.  
A tax of 6% is added to this price.

Find the total amount Paul and Mary pay for this cruise.

\$..... [3]

- (b) At a port Mary buys 2 bottles of sun cream.  
Each bottle costs \$7.89 .

Work out the change she receives from \$20.

\$..... [2]

- (c) Paul and Mary leave the ship at 09 23 to tour Pisa.  
The tour lasts for  $6\frac{3}{4}$  hours.

Find the time when the tour finishes.

..... [2]

- (d) The ship leaves at 18 40 to sail to the next port.  
It sails 270 km at an average speed of 32.4 km/h.

Find the time when the ship arrives.

..... [3]

- (e) There are 1800 passengers on the ship.  
They are in the ratio males : females = 5 : 4.

Work out the number of male passengers.

..... [2]

- 4 (a) The table shows the temperature at noon each day for one week in a city.

Monday	Tuesday	Wednesday	Thursday	Friday	Saturday	Sunday
5 °C	2 °C	-3 °C	-1 °C	0 °C	1 °C	-2 °C

- (i) Which day had the lowest noon temperature?

..... [1]

- (ii) Find the difference between the noon temperatures on Tuesday and Wednesday.

..... °C [1]

- (iii) Write these seven temperatures in order, starting with the lowest.

....., ....., ....., ....., ....., ....., ..... [1]  
lowest

- (iv) On Sunday the noon temperature was  $-2^{\circ}\text{C}$ .  
The next day the noon temperature fell by  $4^{\circ}\text{C}$ .

Find the noon temperature on the next day.

..... °C [1]

- (b) The number of houses in the city is 1 935 364.

Write this number correct to the nearest million.

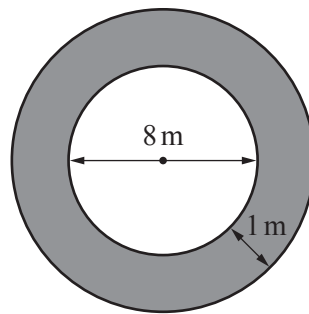
..... [1]

- (c) The height,  $h$  metres, of a tower in the city is 120 m, correct to the nearest 10 m.

Complete this statement about the value of  $h$ .

.....  $\leq h <$  ..... [2]

- (d) The diagram shows the cross section of a circular tunnel in the city.

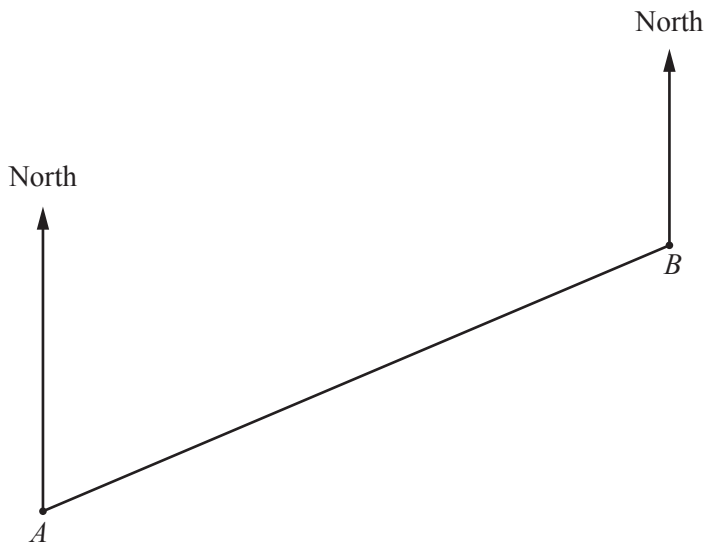


NOT TO  
SCALE

Calculate the shaded area.

..... m<sup>2</sup> [4]

- 5 (a) The scale drawing shows port *A* and port *B*.  
The scale is 1 centimetre represents 15 kilometres.



Scale: 1 cm to 15 km

A ship sails from port *A* to port *B*.

- (i) Measure the bearing of port *B* from port *A*.

..... [1]

- (ii) Find the actual distance from port *A* to port *B*.

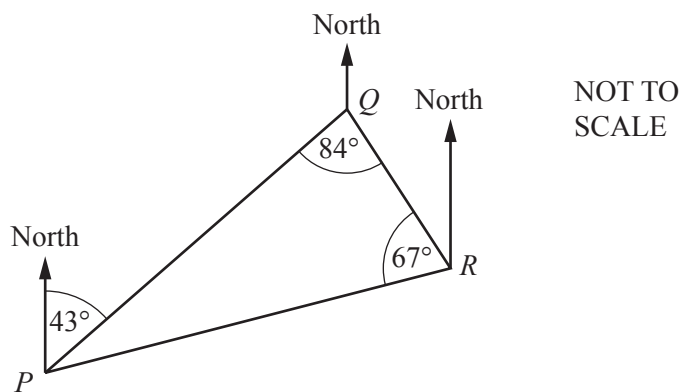
..... km [2]

- (iii) The ship then sails from port *B* to port *C*.  
Port *C* is 90 km from port *B* on a bearing of  $146^\circ$ .

On the scale drawing mark the position of port *C*. [2]



- (b) Another ship sails from port  $P$  to port  $Q$ .  
It then sails from port  $Q$  to port  $R$  before returning to port  $P$ .



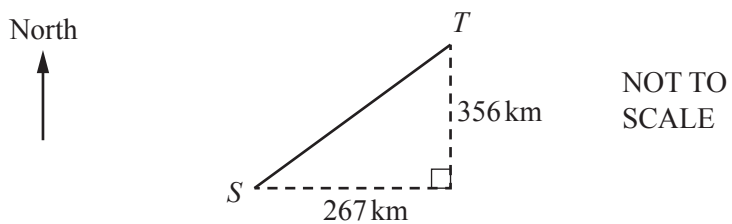
- (i) Find angle  $RPQ$ .

Angle  $RPQ = \dots\dots\dots$  [1]

- (ii) Find the bearing of port  $P$  from port  $R$ .

$\dots\dots\dots$  [2]

- (c)



Port  $T$  is 267 km east and 356 km north of port  $S$ .

Calculate the distance  $ST$ .

$ST = \dots\dots\dots$  km [2]

6 (a) Solve these equations.

(i)  $x + 7 = 15$

$x = \dots\dots\dots$  [1]

(ii)  $5(3x + 8) = 10$

$x = \dots\dots\dots$  [3]

(b) A club is arranging transport for its members.

**Speedy Coaches** charge \$625 plus \$15 per member.

The total cost, in dollars, for  $x$  members is given by the expression  $15x + 625$ .

(i) **Sporty Coaches** charge \$117 plus \$19 per member.

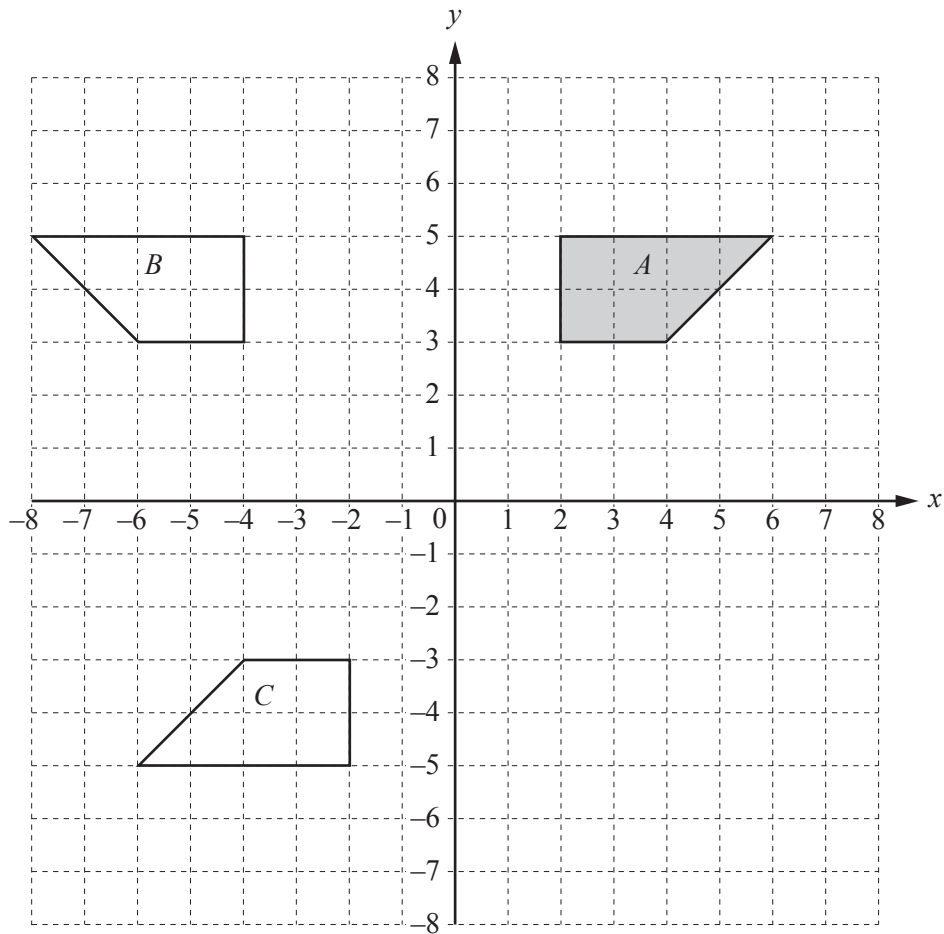
Write an expression for the total cost, in dollars, for  $x$  members.

$\dots\dots\dots$  [2]

(ii) The total cost is the same for both **Speedy Coaches** and **Sporty Coaches**.

Write down an equation and solve it to find  $x$ .

$x = \dots\dots\dots$  [3]



(a) On the grid, draw the image of shape *A* after a translation by the vector  $\begin{pmatrix} -2 \\ -6 \end{pmatrix}$ . [2]

(b) (i) On the grid, draw the image of shape *A* after an enlargement, scale factor 2, centre (4, 4). [2]

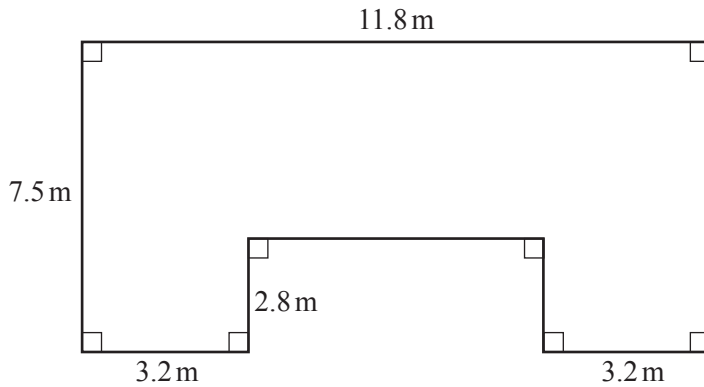
(ii) Write down the scale factor of the enlargement that maps the image in **part (b)(i)** back onto shape *A*.  
 ..... [1]

(c) Describe fully the **single** transformation that maps shape *A* onto shape *B*.  
 .....  
 ..... [2]

(d) Describe fully the **single** transformation that maps shape *A* onto shape *C*.  
 .....  
 ..... [3]

8 Jared is building a house.

(a)



NOT TO SCALE

The diagram shows the plan of the floor of the house.

(i) Find the area of the floor.

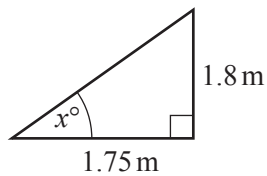
..... m<sup>2</sup> [3]

(ii) For every square metre of floor area, it costs \$2175 to build the house.

Calculate the cost of building the house.  
Give your answer correct to 3 significant figures.

\$..... [2]

(b)



NOT TO SCALE

The diagram shows a section of the roof.

Using trigonometry, calculate the value of  $x$ .

$x =$  ..... [2]

## 13

- (c) Jared invests \$50 000 for three years at a rate of 2% per year compound interest.

Calculate the total amount Jared receives at the end of the three years.

\$..... [3]

- (d) Jared also built an apartment for \$180 000.  
He sells it for \$198 000.

Calculate the percentage profit that he makes.

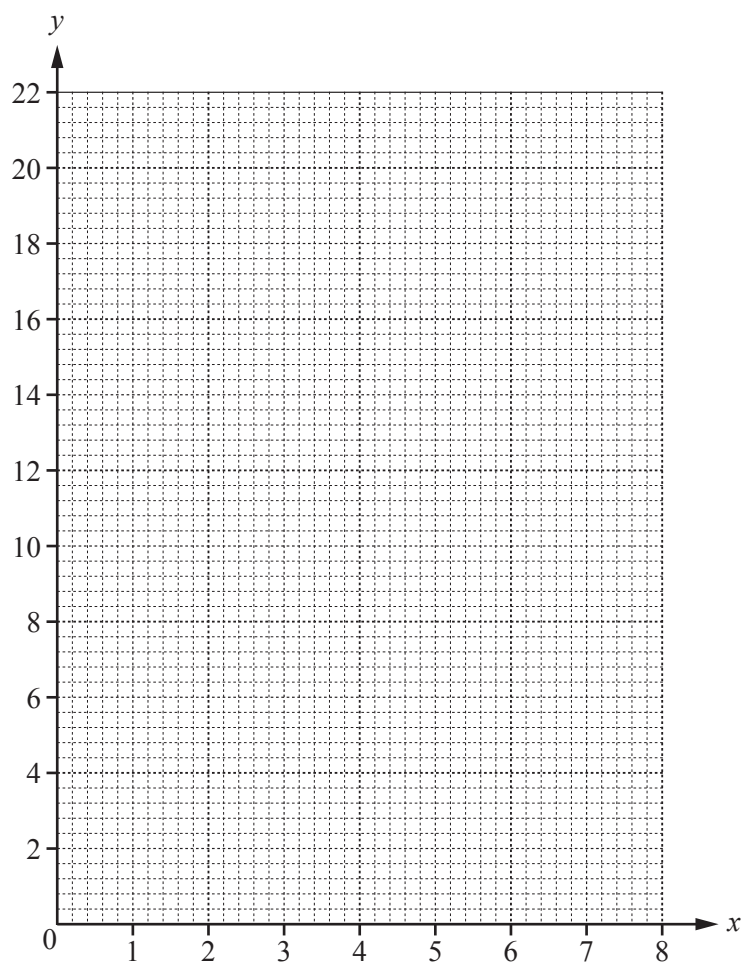
.....% [3]

- 9 (a) Complete the table of values for  $y = 8 + 7x - x^2$ .

$x$	0	1	2	3	4	5	6	7	8
$y$	8		18			18		8	

[3]

- (b) On the grid, draw the graph of  $y = 8 + 7x - x^2$  for  $0 \leq x \leq 8$ .



[4]

15

(c) Write down the co-ordinates of the highest point of the curve.

(....., .....) [1]

(d) (i) On the grid, draw the line  $y = 16$ . [1]

(ii) Use your line to solve the equation  $8 + 7x - x^2 = 16$ .

$x = \dots\dots\dots$  or  $x = \dots\dots\dots$  [2]

**BLANK PAGE**

---

Permission to reproduce items where third-party owned material protected by copyright is included has been sought and cleared where possible. Every reasonable effort has been made by the publisher (UCLES) to trace copyright holders, but if any items requiring clearance have unwittingly been included, the publisher will be pleased to make amends at the earliest possible opportunity.

To avoid the issue of disclosure of answer-related information to candidates, all copyright acknowledgements are reproduced online in the Cambridge International Examinations Copyright Acknowledgements Booklet. This is produced for each series of examinations and is freely available to download at [www.cie.org.uk](http://www.cie.org.uk) after the live examination series.

Cambridge International Examinations is part of the Cambridge Assessment Group. Cambridge Assessment is the brand name of University of Cambridge Local Examinations Syndicate (UCLES), which is itself a department of the University of Cambridge.