



**Cambridge International Examinations**  
Cambridge International General Certificate of Secondary Education

CANDIDATE  
NAME

CENTRE  
NUMBER

--	--	--	--	--

CANDIDATE  
NUMBER

--	--	--	--	--

**CHEMISTRY**

**0620/23**

Paper 2

**October/November 2015**

**1 hour 15 minutes**

Candidates answer on the Question Paper.

No Additional Materials are required.

**READ THESE INSTRUCTIONS FIRST**

Write your Centre number, candidate number and name in the spaces at the top of this page.

Write in dark blue or black pen.

You may use an HB pencil for any diagrams or graphs.

Do not use staples, paper clips, glue or correction fluid.

**DO NOT WRITE IN ANY BARCODES.**

Answer **all** questions.

Electronic calculators may be used.

A copy of the Periodic Table is printed on page 16.

You may lose marks if you do not show your working or if you do not use appropriate units.

At the end of the examination, fasten all your work securely together.

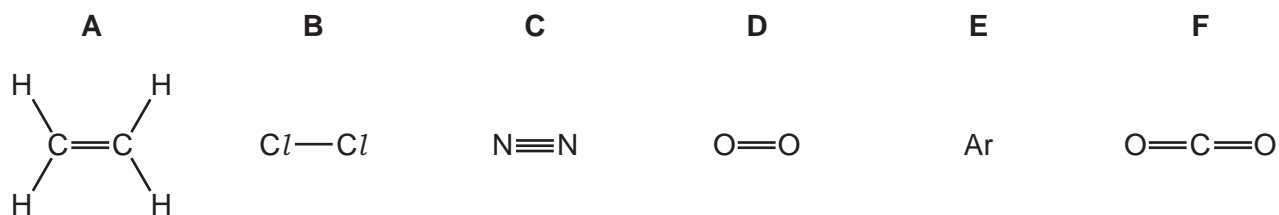
The number of marks is given in brackets [ ] at the end of each question or part question.

The syllabus is approved for use in England, Wales and Northern Ireland as a Cambridge International Level 1/Level 2 Certificate.

This document consists of **16** printed pages.



1 The structures of six gases are shown below.



Answer the following questions about these gases.  
Each gas may be used once, more than once or not at all.

(a) Which gas, **A**, **B**, **C**, **D**, **E** or **F**

- |                                   |           |
|-----------------------------------|-----------|
| (i) bleaches damp litmus paper,   | ..... [1] |
| (ii) forms 79% of the air,        | ..... [1] |
| (iii) is a noble gas,             | ..... [1] |
| (iv) can undergo polymerisation,  | ..... [1] |
| (v) decolourises aqueous bromine, | ..... [1] |
| (vi) is a product of respiration? | ..... [1] |

(b) Gas **F** is a compound.

Define the term *compound*.

.....  
 ..... [1]

(c) Give a use for gas **E**.

..... [1]

(d) When magnesium is heated in gas **C** magnesium nitride,  $Mg_3N_2$ , is formed.

Complete the symbol equation for this reaction.



[Total: 9]

## 3

- 2 Household waste can be burned to produce energy.  
The table shows the energy released by different materials when the waste is burned.

material burned	mass burned / kg	energy released / kJ
metals	1.0	1 000
organic matter	0.5	8 000
paper	2.0	40 000
plastics	1.0	30 000
cloth	1.0	15 000

- (a) Which material releases the most energy per kilogram when burned?

..... [1]

- (b) Which **one** of the following words best describes the energy change when a substance is burned?

Tick **one** box.

endothermic

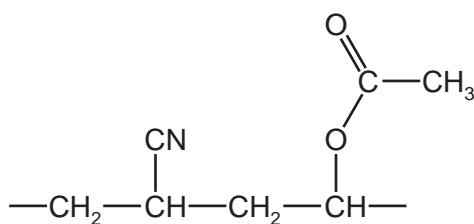
neutralisation

exothermic

reduction

[1]

- (c) The structure of part of a plastic is shown below.



How many different types of atom are present in this plastic?

..... [1]

**(d)** Waste paper can be converted into an 'oil' by heating it at 350 °C under pressure in the presence of a catalyst.

**(i)** What is the purpose of the catalyst?

..... [1]

**(ii)** The 'oil' has the formula,  $C_{22}H_{22}O_2$ .

Complete the word equation for the complete combustion of this oil.

'oil' + oxygen → ..... + ..... [2]

**(e)** Some plastics contain sulfur.

Explain why plastics containing sulfur are harmful to the environment when burned.

.....  
 ..... [2]

**(f)** When organic matter decomposes, methane and carboxylic acids are formed.

**(i)** To which homologous series does methane belong?

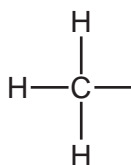
..... [1]

**(ii)** Ethanoic acid is a carboxylic acid.

State **one** physical property of ethanoic acid.

..... [1]

**(iii)** Complete the formula for ethanoic acid showing all atoms and all bonds.

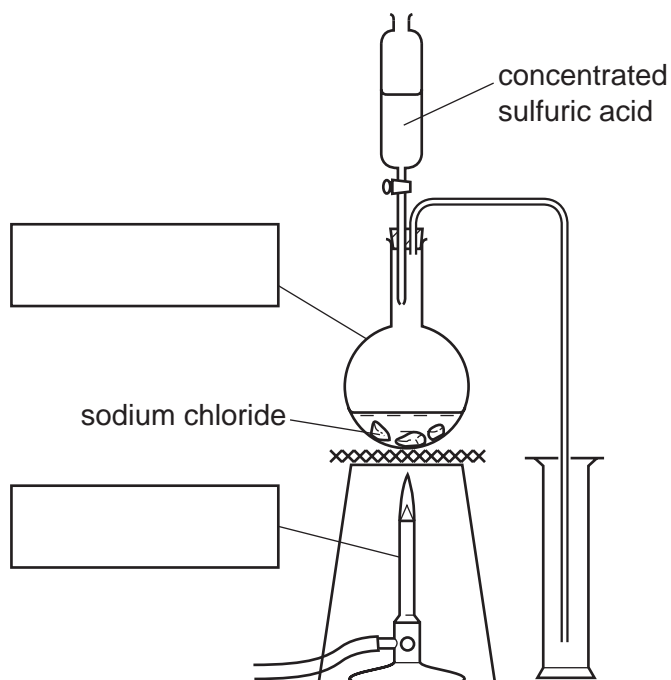


[1]

[Total: 11]


5

- 3 Hydrogen chloride can be prepared in the laboratory by heating sodium chloride with concentrated sulfuric acid using the apparatus shown below.



- (a) Complete the diagram by adding the labels in the boxes. [2]

- (b) The equation for the reaction is shown below.



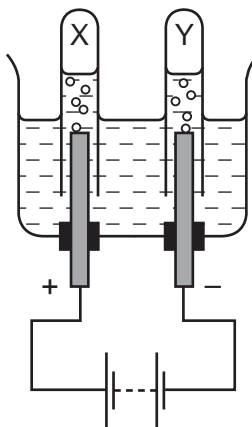
State the name of the salt formed as a product in this reaction.

..... [1]

6

(c) Hydrogen chloride gas dissolves in water to form hydrochloric acid.

(i) The diagram below shows the apparatus used to electrolyse concentrated hydrochloric acid.



Label the diagram to show

- the anode,
- the cathode,
- the electrolyte.

[2]


(ii) Give the names of the gases collected at

X, .....

Y, .....

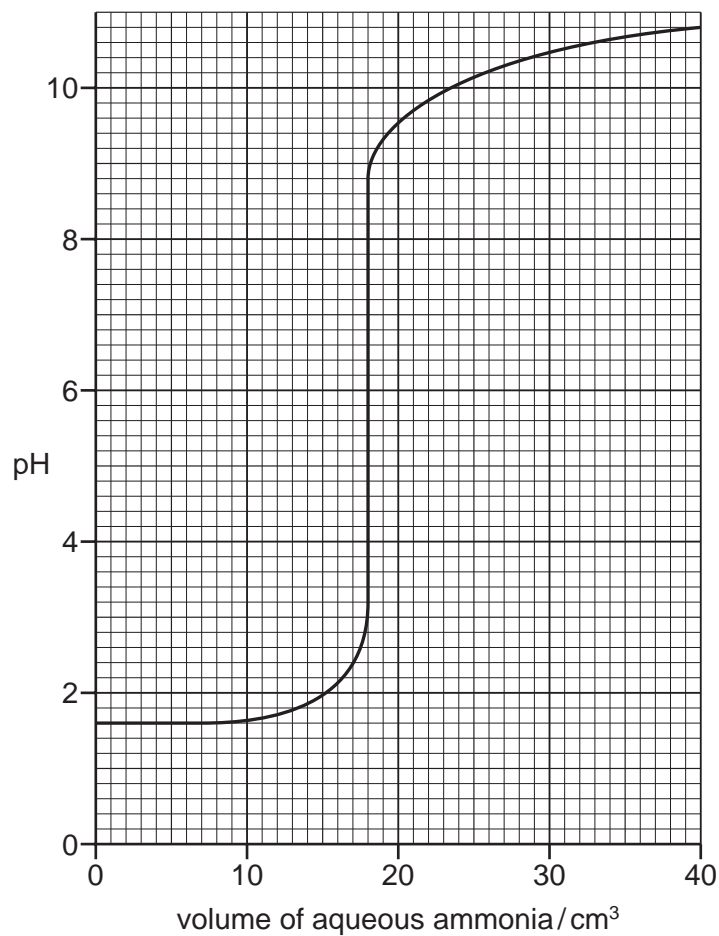
[2]

(iii) Complete the word equation for the reaction of hydrochloric acid with calcium carbonate.



[3]

- (d) Aqueous ammonia is added slowly to a beaker containing hydrochloric acid. The graph below shows how the pH of the solution in the flask changes as the aqueous ammonia is added.



- (i) What was the pH of the hydrochloric acid at the start of the experiment?

..... [1]

- (ii) Describe how the pH of the solution changes as the titration proceeds.

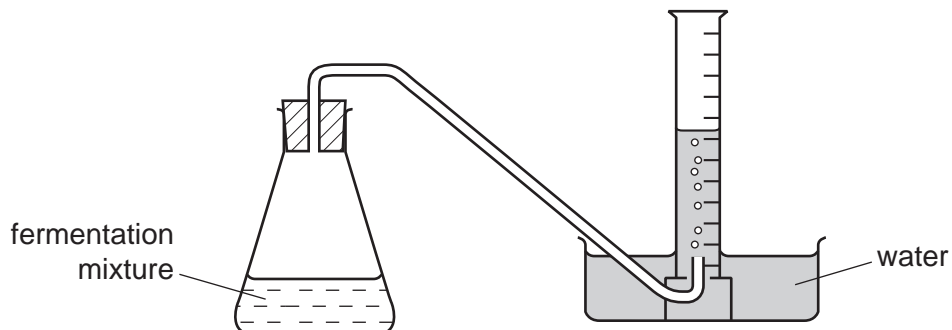
.....  
 .....  
 ..... [3]

[Total: 14]

4 Ethanol can be made by fermenting glucose.



A student investigated the fermentation of glucose at 30 °C. She used the apparatus shown below.



(a) Describe how this apparatus can be used to investigate the rate of this reaction.

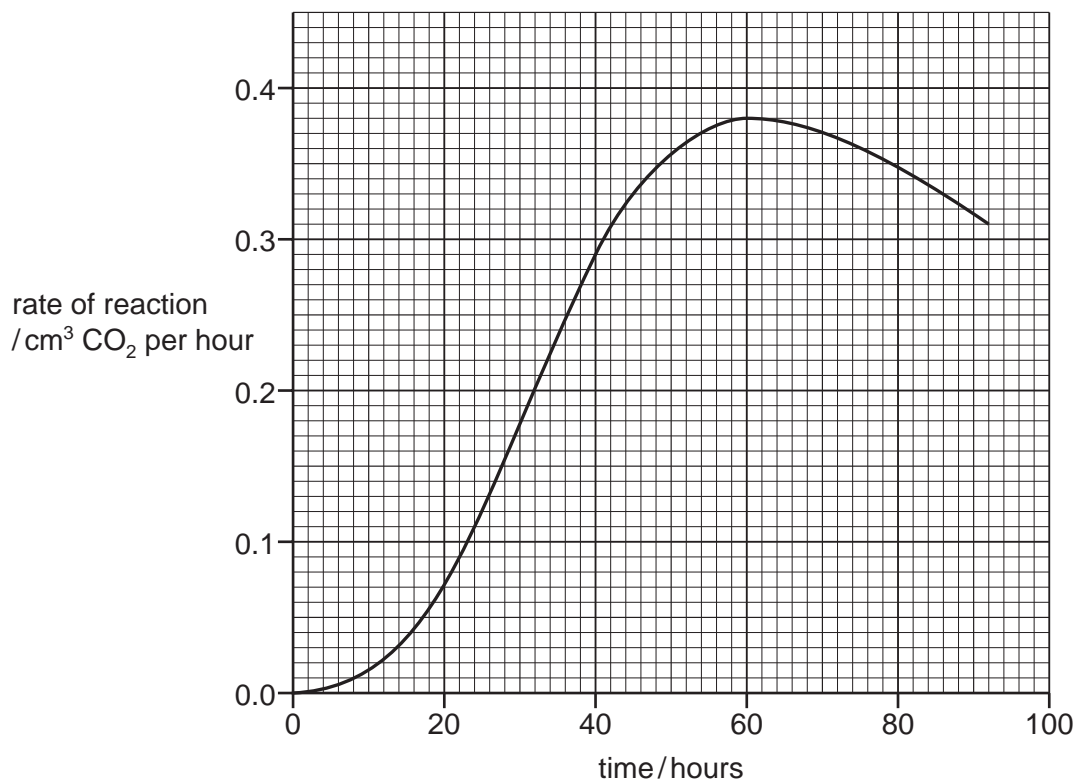
.....

.....

..... [3]



(b) The graph below shows how the rate of fermentation changes with time.



(i) Describe how the rate of fermentation changes with time.

.....  
 ..... [2]

(ii) What is the rate of reaction 40 hrs after the start of the experiment?

..... cm<sup>3</sup> CO<sub>2</sub> per hour [1]

(iii) Suggest **two** ways to increase the rate of this reaction.

1 .....  
 2 ..... [2]

(c) If air is introduced into the fermentation mixture, some of the ethanol is converted to ethanoic acid.

Ethanoic acid has properties which are typical of most acids.

Suggest how you could distinguish between ethanoic acid and ethanol.

.....  
 ..... [2]

[Total: 10]

- 5 (a) Mercury is a liquid at room temperature. When heated, it changes to mercury vapour.

Explain, using the kinetic particle theory, the differences in the arrangement and motion of the particles in liquid mercury and mercury vapour.

.....

.....

.....

.....

..... [4]

- (b) The table below compares the properties of some metals.

metal	melting point /°C	boiling point /°C	corrosion resistance
aluminium	660	2467	resistant to corrosion because of oxide layer
copper	1083	2567	fairly resistant to corrosion
iron	1535	2750	corrodes easily
potassium	63	760	corrodes very easily

Use the information in the table to answer the following questions.

- (i) What is the state of potassium at 100°C?  
Explain your answer.

.....

..... [2]

- (ii) Which **two** metals in the table are transition elements?  
Explain your answer.

.....

..... [2]

- (iii) Why is aluminium used for food containers?

..... [1]

(c) Iron undergoes a form of corrosion called rusting.

(i) State the conditions needed for rusting?

..... and ..... [2]

(ii) Explain why painting a clean iron object prevents it from rusting.

..... [1]

(d) Iron reacts with hydrochloric acid. A salt with the formula  $\text{FeCl}_2$  is formed as well as a gas which pops with a lighted splint.

(i) Complete the word equation for this reaction.

iron + hydrochloric acid  $\rightarrow$  ..... + ..... [2]

(ii) Describe a test for iron(II) ions.

test .....

result ..... [2]

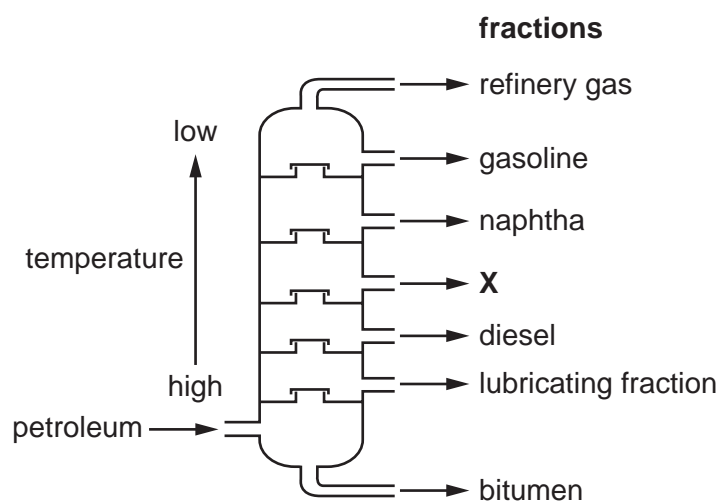
(e) Stainless steel is an alloy of iron.

Give **one** use of stainless steel.

..... [1]

[Total: 17]

- 6 Petroleum is a mixture of hydrocarbons. Hydrocarbon fractions are separated in an oil refinery. The diagram shows the chemical plant used.



- (a) Name the process by which hydrocarbon fractions are separated and state the physical property which allows this process to be carried out.

.....  
 ..... [2]

- (b) Use the information in the diagram above to answer these questions.

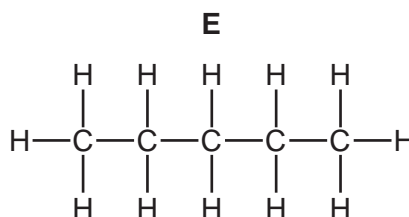
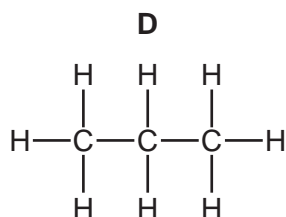
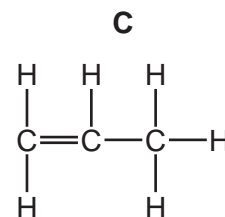
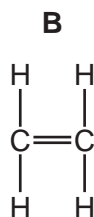
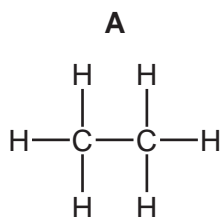
- (i) Which fraction contains hydrocarbons with the lowest relative molecular masses?

..... [1]

- (ii) State the name of the fraction labelled X.

..... [1]

- (c) In some oil refineries, naphtha is heated with steam at 800 °C.  
A mixture of hydrocarbons is formed.  
Some of these hydrocarbons are shown below.



- (i) Which **two** of these hydrocarbons are unsaturated?

..... and ..... [1]

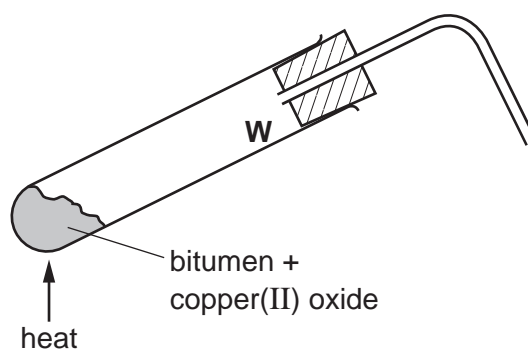
- (ii) Compound **D** can be cracked to make hydrogen.

Complete the symbol equation for this reaction.



[2]

- (d) Bitumen is a mixture of hydrocarbons.  
Bitumen is heated with copper(II) oxide.



- (i) A pinkish-brown solid appears at the bottom of the test-tube. This solid conducts electricity.  
Suggest the name of this pinkish-brown solid.

..... [1]

- (ii) Water collects on the walls of the test-tube at **W**.

Suggest why water collects at this point?

..... [1]

[Total: 9]

- 7 (a) Chlorine is in Group VII of the Periodic Table.  
One isotope of a chlorine atom has a nucleon number of 35.

Describe the structure of an atom of this isotope of chlorine.  
In your answer refer to

- the type and number of each subatomic particle present,
- the charges on each type of subatomic particle,
- the position of each type of subatomic particle in the atom.

.....

.....

.....

.....

.....

.....

.....

.....

..... [5]

- (b) Chlorine reacts with sodium to form sodium chloride.  
Sodium chloride contains  $\text{Na}^+$  ions and  $\text{Cl}^-$  ions.

Explain why sodium ions are positively charged and chloride ions are negatively charged.

.....

.....

..... [2]

- (c) When chlorine reacts with aqueous potassium iodide, the solution turns brown.

- (i) Suggest why the solution turns brown.

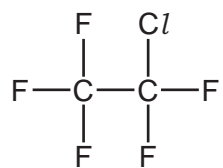
..... [1]

- (ii) Explain why aqueous potassium chloride does **not** react with iodine.

..... [1]

15

(d) The structure of a chlorofluorocarbon is shown below.



Deduce the molecular formula of this compound.

..... [1]

[Total: 10]

**DATA SHEET**  
**The Periodic Table of the Elements**

		Group																																																													
I	II	III	IV	V	VI	VII	0																																																								
		<table style="width: 100%; border-collapse: collapse;"> <tr> <td style="width: 25%; text-align: center;">1 <b>H</b> Hydrogen 1</td> <td colspan="10"></td> </tr> </table>										1 <b>H</b> Hydrogen 1																																																			
1 <b>H</b> Hydrogen 1																																																															
<table style="width: 100%; border-collapse: collapse;"> <tr> <td style="width: 50%; text-align: center;">7 <b>Li</b> Lithium 3</td> <td style="width: 50%; text-align: center;">9 <b>Be</b> Beryllium 4</td> </tr> <tr> <td style="text-align: center;">23 <b>Na</b> Sodium 11</td> <td style="text-align: center;">24 <b>Mg</b> Magnesium 12</td> </tr> </table>	7 <b>Li</b> Lithium 3	9 <b>Be</b> Beryllium 4	23 <b>Na</b> Sodium 11	24 <b>Mg</b> Magnesium 12											<table style="width: 100%; border-collapse: collapse;"> <tr> <td style="width: 25%; text-align: center;">4 <b>He</b> Helium 2</td> <td colspan="3"></td> <td style="width: 25%; text-align: center;">19 <b>F</b> Fluorine 9</td> <td style="width: 25%; text-align: center;">20 <b>Ne</b> Neon 10</td> </tr> <tr> <td style="text-align: center;">11 <b>B</b> Boron 5</td> <td style="text-align: center;">12 <b>C</b> Carbon 6</td> <td style="text-align: center;">14 <b>N</b> Nitrogen 7</td> <td style="text-align: center;">16 <b>O</b> Oxygen 8</td> <td style="text-align: center;">31 <b>P</b> Phosphorus 15</td> <td style="text-align: center;">35.5 <b>Cl</b> Chlorine 17</td> <td style="text-align: center;">40 <b>Ar</b> Argon 18</td> </tr> <tr> <td style="text-align: center;">27 <b>Al</b> Aluminium 13</td> <td style="text-align: center;">28 <b>Si</b> Silicon 14</td> <td style="text-align: center;">73 <b>Ge</b> Germanium 32</td> <td style="text-align: center;">75 <b>As</b> Arsenic 33</td> <td style="text-align: center;">122 <b>Sb</b> Antimony 51</td> <td style="text-align: center;">127 <b>I</b> Iodine 53</td> <td style="text-align: center;">131 <b>Xe</b> Xenon 54</td> </tr> <tr> <td style="text-align: center;">39 <b>K</b> Potassium 19</td> <td style="text-align: center;">40 <b>Ca</b> Calcium 20</td> <td style="text-align: center;">65 <b>Zn</b> Zinc 30</td> <td style="text-align: center;">79 <b>Se</b> Selenium 34</td> <td style="text-align: center;">207 <b>Pb</b> Lead 82</td> <td style="text-align: center;">209 <b>Bi</b> Bismuth 83</td> <td style="text-align: center;">84 <b>Kr</b> Krypton 36</td> </tr> <tr> <td style="text-align: center;">85 <b>Rb</b> Rubidium 37</td> <td style="text-align: center;">88 <b>Sr</b> Strontium 38</td> <td style="text-align: center;">112 <b>Cd</b> Cadmium 48</td> <td style="text-align: center;">119 <b>Sn</b> Tin 50</td> <td style="text-align: center;">201 <b>Hg</b> Mercury 80</td> <td style="text-align: center;">204 <b>Tl</b> Thallium 81</td> <td style="text-align: center;">86 <b>Rn</b> Radon 86</td> </tr> <tr> <td style="text-align: center;">133 <b>Cs</b> Caesium 55</td> <td style="text-align: center;">137 <b>Ba</b> Barium 56</td> <td style="text-align: center;">197 <b>Au</b> Gold 79</td> <td style="text-align: center;">207 <b>Pb</b> Lead 82</td> <td style="text-align: center;">201 <b>Hg</b> Mercury 80</td> <td style="text-align: center;">204 <b>Tl</b> Thallium 81</td> <td style="text-align: center;">86 <b>Rn</b> Radon 86</td> </tr> <tr> <td style="text-align: center;">226 <b>Ra</b> Radium 88</td> <td style="text-align: center;">227 <b>Ac</b> Actinium 89</td> <td colspan="4"></td> <td style="text-align: center;">86 <b>Rn</b> Radon 86</td> </tr> </table>	4 <b>He</b> Helium 2				19 <b>F</b> Fluorine 9	20 <b>Ne</b> Neon 10	11 <b>B</b> Boron 5	12 <b>C</b> Carbon 6	14 <b>N</b> Nitrogen 7	16 <b>O</b> Oxygen 8	31 <b>P</b> Phosphorus 15	35.5 <b>Cl</b> Chlorine 17	40 <b>Ar</b> Argon 18	27 <b>Al</b> Aluminium 13	28 <b>Si</b> Silicon 14	73 <b>Ge</b> Germanium 32	75 <b>As</b> Arsenic 33	122 <b>Sb</b> Antimony 51	127 <b>I</b> Iodine 53	131 <b>Xe</b> Xenon 54	39 <b>K</b> Potassium 19	40 <b>Ca</b> Calcium 20	65 <b>Zn</b> Zinc 30	79 <b>Se</b> Selenium 34	207 <b>Pb</b> Lead 82	209 <b>Bi</b> Bismuth 83	84 <b>Kr</b> Krypton 36	85 <b>Rb</b> Rubidium 37	88 <b>Sr</b> Strontium 38	112 <b>Cd</b> Cadmium 48	119 <b>Sn</b> Tin 50	201 <b>Hg</b> Mercury 80	204 <b>Tl</b> Thallium 81	86 <b>Rn</b> Radon 86	133 <b>Cs</b> Caesium 55	137 <b>Ba</b> Barium 56	197 <b>Au</b> Gold 79	207 <b>Pb</b> Lead 82	201 <b>Hg</b> Mercury 80	204 <b>Tl</b> Thallium 81	86 <b>Rn</b> Radon 86	226 <b>Ra</b> Radium 88	227 <b>Ac</b> Actinium 89					86 <b>Rn</b> Radon 86
7 <b>Li</b> Lithium 3	9 <b>Be</b> Beryllium 4																																																														
23 <b>Na</b> Sodium 11	24 <b>Mg</b> Magnesium 12																																																														
4 <b>He</b> Helium 2				19 <b>F</b> Fluorine 9	20 <b>Ne</b> Neon 10																																																										
11 <b>B</b> Boron 5	12 <b>C</b> Carbon 6	14 <b>N</b> Nitrogen 7	16 <b>O</b> Oxygen 8	31 <b>P</b> Phosphorus 15	35.5 <b>Cl</b> Chlorine 17	40 <b>Ar</b> Argon 18																																																									
27 <b>Al</b> Aluminium 13	28 <b>Si</b> Silicon 14	73 <b>Ge</b> Germanium 32	75 <b>As</b> Arsenic 33	122 <b>Sb</b> Antimony 51	127 <b>I</b> Iodine 53	131 <b>Xe</b> Xenon 54																																																									
39 <b>K</b> Potassium 19	40 <b>Ca</b> Calcium 20	65 <b>Zn</b> Zinc 30	79 <b>Se</b> Selenium 34	207 <b>Pb</b> Lead 82	209 <b>Bi</b> Bismuth 83	84 <b>Kr</b> Krypton 36																																																									
85 <b>Rb</b> Rubidium 37	88 <b>Sr</b> Strontium 38	112 <b>Cd</b> Cadmium 48	119 <b>Sn</b> Tin 50	201 <b>Hg</b> Mercury 80	204 <b>Tl</b> Thallium 81	86 <b>Rn</b> Radon 86																																																									
133 <b>Cs</b> Caesium 55	137 <b>Ba</b> Barium 56	197 <b>Au</b> Gold 79	207 <b>Pb</b> Lead 82	201 <b>Hg</b> Mercury 80	204 <b>Tl</b> Thallium 81	86 <b>Rn</b> Radon 86																																																									
226 <b>Ra</b> Radium 88	227 <b>Ac</b> Actinium 89					86 <b>Rn</b> Radon 86																																																									

\*58-71 Lanthanoid series  
†90-103 Actinoid series

a	X	b
Key	X	b

a = relative atomic mass  
 X = atomic symbol  
 b = proton (atomic) number

The volume of one mole of any gas is 24 dm<sup>3</sup> at room temperature and pressure (r.t.p.).