



Cambridge International Examinations
Cambridge International General Certificate of Secondary Education

CANDIDATE
NAME

CENTRE
NUMBER

--	--	--	--	--

CANDIDATE
NUMBER

--	--	--	--

* 6 5 7 2 7 8 2 5 0 6 *



CHEMISTRY

0620/32

Paper 3 Theory (Core)

February/March 2018

1 hour 15 minutes

Candidates answer on the Question Paper.

No Additional Materials are required.

READ THESE INSTRUCTIONS FIRST

Write your Centre number, candidate number and name on all the work you hand in.

Write in dark blue or black pen.

You may use an HB pencil for any diagrams or graphs.

Do not use staples, paper clips, glue or correction fluid.

DO **NOT** WRITE IN ANY BARCODES.

Answer **all** questions.

Electronic calculators may be used.

A copy of the Periodic Table is printed on page 16.

You may lose marks if you do not show your working or if you do not use appropriate units.

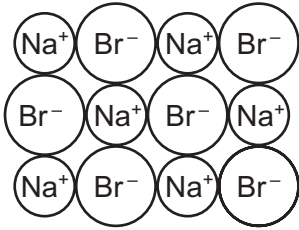
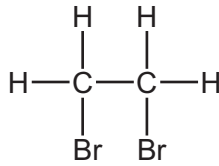
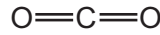
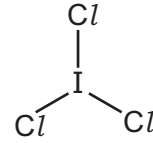
At the end of the examination, fasten all your work securely together.

The number of marks is given in brackets [] at the end of each question or part question.

The syllabus is approved for use in England, Wales and Northern Ireland as a Cambridge International Level 1/Level 2 Certificate.

This document consists of **16** printed pages.

1 (a) The structures of five substances, **A**, **B**, **C**, **D** and **E**, are shown.

**A****B****C****D****E**

Answer the following questions using only the substances in the diagram.
Each substance may be used once, more than once or not at all.

State which substance, **A**, **B**, **C**, **D** or **E**:

- (i) is a diatomic molecule [1]
- (ii) contains bromide ions [1]
- (iii) is an element [1]
- (iv) is a gas which is a product of respiration [1]
- (v) gives a yellow colour in a flame test. [1]

(b) An isotope of oxygen is represented by the symbol shown.



Deduce the number of protons, neutrons and electrons in this isotope of oxygen.

number of protons

number of neutrons

number of electrons

[3]

(c) Describe a test for oxygen.

test

result

[2]

[Total: 10]

- 2 (a) The table shows the mass of each type of ion present in a 100 cm³ sample of milk.

name of ion	formula of ion	mass of ion present in 100 cm ³ milk/mg
calcium	Ca ²⁺	125
chloride	Cl ⁻	120
	Mg ²⁺	12
phosphate	PO ₄ ³⁻	95
potassium	K ⁺	140
sodium	Na ⁺	58
	SO ₄ ²⁻	30
negative ions of organic acids		160

- (i) Calculate the mass of calcium ions present in a 20 cm³ sample of this milk.

mass of calcium ions = mg [1]

- (ii) Which positive ion is present in the highest concentration in this sample of milk?

..... [1]

- (iii) Name the compound formed from Mg²⁺ and SO₄²⁻ ions.

..... [1]

- (iv) Describe a test for chloride ions.

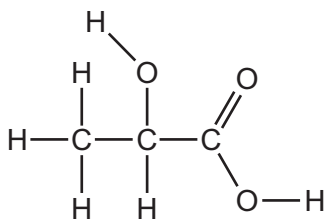
test

.....

result

[3]

- (b) One of the organic acids present in milk is lactic acid.
The structure of lactic acid is shown.



- (i) On the structure shown draw a circle around the carboxylic acid functional group. [1]
- (ii) Deduce the molecular formula of lactic acid showing the number of carbon, hydrogen and oxygen atoms.

..... [1]

- (c) Ethanoic acid is another organic acid.

- (i) The reduction of ethanoic acid produces ethanol.

What is meant by the term *reduction*?

..... [1]

- (ii) The molecular formula of ethanol is C_2H_6O .

Complete the table to calculate the relative molecular mass of ethanol.

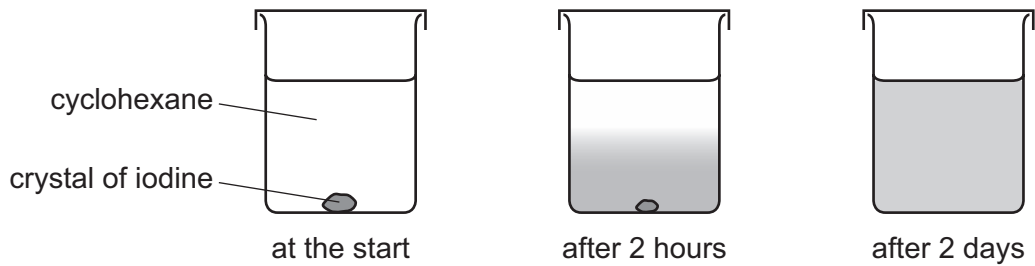
	number of atoms	relative atomic mass	
carbon	2	12	$2 \times 12 = 24$
hydrogen			
oxygen			

relative molecular mass = [2]

[Total: 11]

3 This question is about halogens.

- (a) A crystal of iodine was placed at the bottom of a beaker containing the solvent cyclohexane. After 2 days, a purple colour had spread throughout the cyclohexane.



Explain these observations using the kinetic particle model.

.....

.....

.....

.....

.....

..... [3]

Question 3 continues on the next page.

(b) The table shows the properties of some halogens.

halogen	melting point in °C	boiling point in °C	density when liquid in g/cm ³	colour
fluorine	-220	-188		
chlorine		-29	1.56	light green
bromine	-7	59	3.12	red-brown
iodine	114	184	3.96	grey-black

- (i) Complete the table to estimate:
- the density of liquid fluorine
 - the melting point of chlorine.

[2]

- (ii) Is fluorine lighter or darker in colour than chlorine?
Explain your answer.

.....
..... [1]

- (iii) What is the physical state of bromine at 40 °C?
Give a reason for your answer.

.....
..... [2]

(c) Complete the chemical equation for the reaction of aqueous bromine with aqueous potassium iodide.



[Total: 10]

4 This question is about organic compounds.

(a) Which **two** statements about members of a homologous series are correct?
Tick **two** boxes.

They have similar chemical properties.

They have similar physical properties.

They have the same functional group.

They have the same relative molecular mass.

They have the same number of carbon atoms.

[2]

(b) To which homologous series do methane and ethane belong?

..... [1]

(c) Methane and ethane are both hydrocarbons.

What is meant by the term *hydrocarbon*?

.....

..... [2]

(d) Draw the structure of ethane showing all of the atoms and all of the bonds.

[1]

(e) The hydrocarbon tetradecane, $C_{14}H_{30}$, can be cracked to form a mixture of alkanes and alkenes.

(i) State **two** conditions needed for cracking.

1

2 [2]

(ii) Complete the chemical equation for the cracking of tetradecane to form **two** different hydrocarbons.



(f) Ethanol can be manufactured from ethene.

Complete the word equation for this reaction.



(g) Ethene can be polymerised to form poly(ethene).

Complete the sentence about this reaction using words from the list.

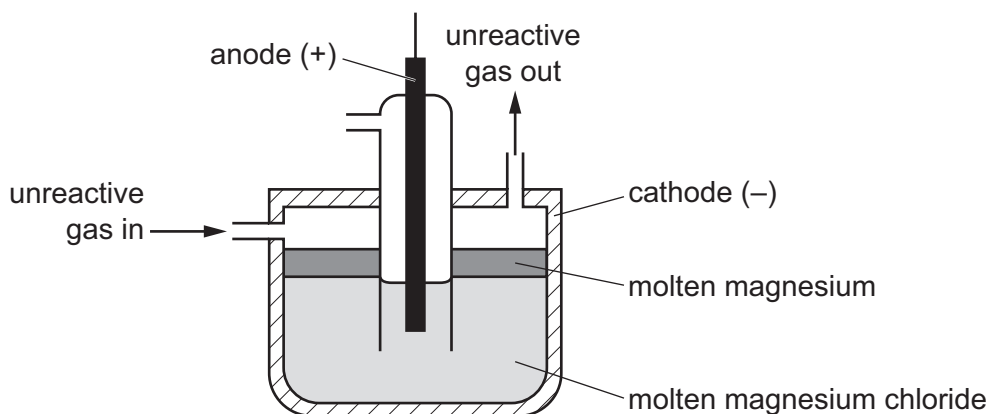
addition condensation ions monomers oxidation polymers

Ethene combine to form poly(ethene) by polymerisation. [2]

[Total: 12]

5 This question is about metals.

(a) Magnesium is manufactured by the electrolysis of molten magnesium chloride.



(i) What information in the diagram shows that molten magnesium is less dense than molten magnesium chloride?

..... [1]

(ii) One of the products of this electrolysis is magnesium.

State the name of the other product.

..... [1]

An unreactive gas is blown over the surface of the molten magnesium.

(iii) Suggest why an unreactive gas and **not** air is blown over the surface of the molten magnesium.

..... [1]

(iv) Suggest the name of an unreactive gas which could be used.

..... [1]

(b) The table shows some properties of four metals.

metal	density in g/cm ³	melting point in °C	relative strength	relative electrical conductivity
aluminium	2.7	660	7	9
cobalt	8.9	1495	21	4
gallium	5.9	30	1	1
nickel	8.9	1455	20	3

Answer these questions using **only** the information shown in the table.

(i) Which metal is most suitable to make the body of an aircraft?
Give a reason for your answer.

.....
..... [2]

(ii) Which metal is most suitable to use for overhead power cables?
Give a reason for your answer.

.....
..... [2]

(iii) Which **two** metals in the table are transition elements?

..... and [1]

(c) Give **two** properties of transition elements which are **not** shown by Group I elements.

1
2 [2]

(d) Cobalt is added to iron to make steel alloys.

(i) What is meant by the term *alloy*?

.....
..... [1]

(ii) Give **one** reason why alloys are used instead of pure metals.

..... [1]

[Total: 13]

6 This question is about sulfur and its compounds.

(a) Natural gas contains hydrocarbons and hydrogen sulfide.

(i) Give the name of the hydrocarbon which is present in the greatest concentration in natural gas.

..... [1]

(ii) Hydrogen sulfide is removed from natural gas by reaction with oxygen in the presence of a catalyst.

What is the purpose of a catalyst?

..... [1]

(b) (i) Name the acid manufactured from sulfur.

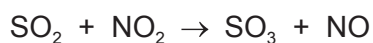
..... [1]

(ii) When fossil fuels containing sulfur are burned, sulfur dioxide is formed. Sulfur dioxide contributes to acid rain.

Give **one** harmful effect of acid rain on buildings.

..... [1]

(iii) Sulfur dioxide is oxidised by nitrogen dioxide in the atmosphere to form sulfur trioxide.



How does this equation show that sulfur dioxide is oxidised?

.....
 [1]

[Total: 5]

7 Acids have characteristic chemical properties.

(a) Describe the reactions of hydrochloric acid with:

- calcium oxide
- magnesium
- a named indicator of your choice.

.....

.....

.....

.....

.....

.....

.....

..... [5]

(b) Acids react with alkalis such as sodium hydroxide.

(i) What type of chemical reaction is this?

..... [1]

(ii) Which **one** of the following pH values is the pH of an aqueous solution of sodium hydroxide?
Draw a circle around the correct answer.

pH 2

pH 5

pH 7

pH 13

[1]

(iii) A mixture of sodium hydroxide and ammonium sulfate is warmed gently.

State the name of the gas produced.

..... [1]

- (iv) The melting point of sodium hydroxide is 319 °C.
The boiling point of sodium hydroxide is 1390 °C.

Which **one** of the following statements about sodium hydroxide is correct?
Tick **one** box.

Pure sodium hydroxide melts over a range of temperatures.

Impure sodium hydroxide has a sharp melting point.

Pure sodium hydroxide boils between 319 °C and 1390 °C.

Pure sodium hydroxide has a sharp boiling point.

[1]

- (v) Sodium hydroxide is used in the manufacture of some medicines.

Why is it important that the ingredients used in medicines are pure?

..... [1]

[Total: 10]

8 This question is about iron and its compounds.

- (a) A student investigates the rate of reaction of 1 g of iron powder with 25 cm³ of hydrochloric acid of concentration 2.0 mol/dm³. The temperature is 20 °C.

What effect do the following have on the initial rate of this reaction?

- (i) Using hydrochloric acid of concentration 1.2 mol/dm³.
All other conditions are kept the same.

..... [1]

- (ii) Using a piece of iron of mass 1 g.
All other conditions are kept the same.

..... [1]

- (iii) Carrying out the experiment at 25 °C.
All other conditions are kept the same.

..... [1]

(b) Siderite is an ore of iron.

- (i) State the name of **one** other ore of iron.

..... [1]

- (ii) Siderite contains mainly iron(II) carbonate.

Describe how to show that siderite contains a carbonate.

.....

 [3]

- (c) Iron can be extracted from its oxide by reduction with carbon.
The table shows how easy it is to reduce four metal oxides by heating with carbon.

metal oxide	ease of reduction with carbon
bismuth(III) oxide	only reduced above 250 °C
iron(III) oxide	only reduced above 650 °C
tin(II) oxide	only reduced above 500 °C
titanium(IV) oxide	not reduced at 700 °C

Use this information to put the metals in order of their reactivity. Put the least reactive metal first.

least reactive $\xrightarrow{\hspace{15em}}$ most reactive

--	--	--	--

[2]

[Total: 9]

Permission to reproduce items where third-party owned material protected by copyright is included has been sought and cleared where possible. Every reasonable effort has been made by the publisher (UCLES) to trace copyright holders, but if any items requiring clearance have unwittingly been included, the publisher will be pleased to make amends at the earliest possible opportunity.

To avoid the issue of disclosure of answer-related information to candidates, all copyright acknowledgements are reproduced online in the Cambridge International Examinations Copyright Acknowledgements Booklet. This is produced for each series of examinations and is freely available to download at www.cie.org.uk after the live examination series.

Cambridge International Examinations is part of the Cambridge Assessment Group. Cambridge Assessment is the brand name of University of Cambridge Local Examinations Syndicate (UCLES), which is itself a department of the University of Cambridge.

The Periodic Table of Elements

						Group																																																															
I	II	III	IV	V	VI	VII	VIII																																																														
<table border="0" style="width:100%; text-align:center;"> <tr> <td>1</td> <td colspan="13"></td> </tr> <tr> <td>H</td> <td colspan="13"></td> </tr> <tr> <td>hydrogen</td> <td colspan="13"></td> </tr> <tr> <td>1</td> <td colspan="13"></td> </tr> </table>														1														H														hydrogen														1													
1																																																																					
H																																																																					
hydrogen																																																																					
1																																																																					
<table border="0" style="width:100%; text-align:center;"> <tr> <td colspan="13"></td> <td>2</td> </tr> <tr> <td colspan="13"></td> <td>He</td> </tr> <tr> <td colspan="13"></td> <td>helium</td> </tr> <tr> <td colspan="13"></td> <td>4</td> </tr> </table>																											2														He														helium														4
													2																																																								
													He																																																								
													helium																																																								
													4																																																								
<table border="0" style="width:100%; text-align:center;"> <tr> <td colspan="13"></td> <td>10</td> </tr> <tr> <td colspan="13"></td> <td>Ne</td> </tr> <tr> <td colspan="13"></td> <td>neon</td> </tr> <tr> <td colspan="13"></td> <td>20</td> </tr> </table>																											10														Ne														neon														20
													10																																																								
													Ne																																																								
													neon																																																								
													20																																																								
<table border="0" style="width:100%; text-align:center;"> <tr> <td colspan="13"></td> <td>18</td> </tr> <tr> <td colspan="13"></td> <td>Ar</td> </tr> <tr> <td colspan="13"></td> <td>argon</td> </tr> <tr> <td colspan="13"></td> <td>40</td> </tr> </table>																											18														Ar														argon														40
													18																																																								
													Ar																																																								
													argon																																																								
													40																																																								
3	4	5	6	7	8	9																																																															
Li	Be	B	C	N	O	F																																																															
lithium	beryllium	boron	carbon	nitrogen	oxygen	fluorine																																																															
7	9	11	12	14	16	19																																																															
11	12	13	14	15	16	17																																																															
Na	Mg	Al	Si	P	S	Cl																																																															
sodium	magnesium	aluminium	silicon	phosphorus	sulfur	chlorine																																																															
23	24	27	28	31	32	35.5																																																															
19	20	31	32	33	34	35																																																															
K	Ca	Ga	Ge	As	Se	Br																																																															
potassium	calcium	gallium	germanium	arsenic	selenium	bromine																																																															
39	40	70	73	75	79	80																																																															
37	38	49	50	51	52	53																																																															
Rb	Sr	In	Sn	Sb	Te	I																																																															
rubidium	strontium	indium	tin	antimony	tellurium	iodine																																																															
85	88	115	119	122	128	127																																																															
55	56	81	82	83	84	85																																																															
Cs	Ba	Tl	Pb	Bi	Po	At																																																															
caesium	barium	thallium	lead	bismuth	polonium	astatine																																																															
133	137	204	207	209	—	—																																																															
87	88	—	114	—	116	—																																																															
Fr	Ra	F1	Lv																																																																		
francium	radium	flerovium	livermorium																																																																		
—	—	—	—																																																																		
<table border="0" style="width:100%; text-align:center;"> <tr> <td colspan="13"></td> <td>30</td> </tr> <tr> <td colspan="13"></td> <td>Zn</td> </tr> <tr> <td colspan="13"></td> <td>zinc</td> </tr> <tr> <td colspan="13"></td> <td>65</td> </tr> </table>																											30														Zn														zinc														65
													30																																																								
													Zn																																																								
													zinc																																																								
													65																																																								
<table border="0" style="width:100%; text-align:center;"> <tr> <td colspan="13"></td> <td>29</td> </tr> <tr> <td colspan="13"></td> <td>Cu</td> </tr> <tr> <td colspan="13"></td> <td>copper</td> </tr> <tr> <td colspan="13"></td> <td>64</td> </tr> </table>																											29														Cu														copper														64
													29																																																								
													Cu																																																								
													copper																																																								
													64																																																								
<table border="0" style="width:100%; text-align:center;"> <tr> <td colspan="13"></td> <td>47</td> </tr> <tr> <td colspan="13"></td> <td>Ag</td> </tr> <tr> <td colspan="13"></td> <td>silver</td> </tr> <tr> <td colspan="13"></td> <td>108</td> </tr> </table>																											47														Ag														silver														108
													47																																																								
													Ag																																																								
													silver																																																								
													108																																																								
<table border="0" style="width:100%; text-align:center;"> <tr> <td colspan="13"></td> <td>46</td> </tr> <tr> <td colspan="13"></td> <td>Pd</td> </tr> <tr> <td colspan="13"></td> <td>palladium</td> </tr> <tr> <td colspan="13"></td> <td>106</td> </tr> </table>																											46														Pd														palladium														106
													46																																																								
													Pd																																																								
													palladium																																																								
													106																																																								
<table border="0" style="width:100%; text-align:center;"> <tr> <td colspan="13"></td> <td>45</td> </tr> <tr> <td colspan="13"></td> <td>Rh</td> </tr> <tr> <td colspan="13"></td> <td>rhodium</td> </tr> <tr> <td colspan="13"></td> <td>103</td> </tr> </table>																											45														Rh														rhodium														103
													45																																																								
													Rh																																																								
													rhodium																																																								
													103																																																								
<table border="0" style="width:100%; text-align:center;"> <tr> <td colspan="13"></td> <td>77</td> </tr> <tr> <td colspan="13"></td> <td>Ir</td> </tr> <tr> <td colspan="13"></td> <td>iridium</td> </tr> <tr> <td colspan="13"></td> <td>192</td> </tr> </table>																											77														Ir														iridium														192
													77																																																								
													Ir																																																								
													iridium																																																								
													192																																																								
<table border="0" style="width:100%; text-align:center;"> <tr> <td colspan="13"></td> <td>78</td> </tr> <tr> <td colspan="13"></td> <td>Pt</td> </tr> <tr> <td colspan="13"></td> <td>platinum</td> </tr> <tr> <td colspan="13"></td> <td>195</td> </tr> </table>																											78														Pt														platinum														195
													78																																																								
													Pt																																																								
													platinum																																																								
													195																																																								
<table border="0" style="width:100%; text-align:center;"> <tr> <td colspan="13"></td> <td>80</td> </tr> <tr> <td colspan="13"></td> <td>Hg</td> </tr> <tr> <td colspan="13"></td> <td>mercury</td> </tr> <tr> <td colspan="13"></td> <td>201</td> </tr> </table>																											80														Hg														mercury														201
													80																																																								
													Hg																																																								
													mercury																																																								
													201																																																								
<table border="0" style="width:100%; text-align:center;"> <tr> <td colspan="13"></td> <td>112</td> </tr> <tr> <td colspan="13"></td> <td>Cn</td> </tr> <tr> <td colspan="13"></td> <td>copernicium</td> </tr> <tr> <td colspan="13"></td> <td>—</td> </tr> </table>																											112														Cn														copernicium														—
													112																																																								
													Cn																																																								
													copernicium																																																								
													—																																																								
<table border="0" style="width:100%; text-align:center;"> <tr> <td colspan="13"></td> <td>111</td> </tr> <tr> <td colspan="13"></td> <td>Rg</td> </tr> <tr> <td colspan="13"></td> <td>roentgenium</td> </tr> <tr> <td colspan="13"></td> <td>—</td> </tr> </table>																											111														Rg														roentgenium														—
													111																																																								
													Rg																																																								
													roentgenium																																																								
													—																																																								
<table border="0" style="width:100%; text-align:center;"> <tr> <td colspan="13"></td> <td>110</td> </tr> <tr> <td colspan="13"></td> <td>Ds</td> </tr> <tr> <td colspan="13"></td> <td>darmstadtium</td> </tr> <tr> <td colspan="13"></td> <td>—</td> </tr> </table>																											110														Ds														darmstadtium														—
													110																																																								
													Ds																																																								
													darmstadtium																																																								
													—																																																								
<table border="0" style="width:100%; text-align:center;"> <tr> <td colspan="13"></td> <td>109</td> </tr> <tr> <td colspan="13"></td> <td>Mt</td> </tr> <tr> <td colspan="13"></td> <td>meitnerium</td> </tr> <tr> <td colspan="13"></td> <td>—</td> </tr> </table>																											109														Mt														meitnerium														—
													109																																																								
													Mt																																																								
													meitnerium																																																								
													—																																																								
<table border="0" style="width:100%; text-align:center;"> <tr> <td colspan="13"></td> <td>108</td> </tr> <tr> <td colspan="13"></td> <td>Hs</td> </tr> <tr> <td colspan="13"></td> <td>hassium</td> </tr> <tr> <td colspan="13"></td> <td>—</td> </tr> </table>																											108														Hs														hassium														—
													108																																																								
													Hs																																																								
													hassium																																																								
													—																																																								
<table border="0" style="width:100%; text-align:center;"> <tr> <td colspan="13"></td> <td>107</td> </tr> <tr> <td colspan="13"></td> <td>Bh</td> </tr> <tr> <td colspan="13"></td> <td>bohrium</td> </tr> <tr> <td colspan="13"></td> <td>—</td> </tr> </table>																											107														Bh														bohrium														—
													107																																																								
													Bh																																																								
													bohrium																																																								
													—																																																								
<table border="0" style="width:100%; text-align:center;"> <tr> <td colspan="13"></td> <td>106</td> </tr> <tr> <td colspan="13"></td> <td>Sg</td> </tr> <tr> <td colspan="13"></td> <td>seaborgium</td> </tr> <tr> <td colspan="13"></td> <td>—</td> </tr> </table>																											106														Sg														seaborgium														—
													106																																																								
													Sg																																																								
													seaborgium																																																								
													—																																																								
<table border="0" style="width:100%; text-align:center;"> <tr> <td colspan="13"></td> <td>105</td> </tr> <tr> <td colspan="13"></td> <td>Db</td> </tr> <tr> <td colspan="13"></td> <td>dubnium</td> </tr> <tr> <td colspan="13"></td> <td>—</td> </tr> </table>																											105														Db														dubnium														—
													105																																																								
													Db																																																								
													dubnium																																																								
													—																																																								
<table border="0" style="width:100%; text-align:center;"> <tr> <td colspan="13"></td> <td>104</td> </tr> <tr> <td colspan="13"></td> <td>Rf</td> </tr> <tr> <td colspan="13"></td> <td>rutherfordium</td> </tr> <tr> <td colspan="13"></td> <td>—</td> </tr> </table>																											104														Rf														rutherfordium														—
													104																																																								
													Rf																																																								
													rutherfordium																																																								
													—																																																								
<table border="0" style="width:100%; text-align:center;"> <tr> <td colspan="13"></td> <td>178</td> </tr> <tr> <td colspan="13"></td> <td>Hf</td> </tr> <tr> <td colspan="13"></td> <td>hafnium</td> </tr> <tr> <td colspan="13"></td> <td>181</td> </tr> </table>																											178														Hf														hafnium														181
													178																																																								
													Hf																																																								
													hafnium																																																								
													181																																																								
<table border="0" style="width:100%; text-align:center;"> <tr> <td colspan="13"></td> <td>74</td> </tr> <tr> <td colspan="13"></td> <td>W</td> </tr> <tr> <td colspan="13"></td> <td>tungsten</td> </tr> <tr> <td colspan="13"></td> <td>184</td> </tr> </table>																											74														W														tungsten														184
													74																																																								
													W																																																								
													tungsten																																																								
													184																																																								
<table border="0" style="width:100%; text-align:center;"> <tr> <td colspan="13"></td> <td>96</td> </tr> <tr> <td colspan="13"></td> <td>Mo</td> </tr> <tr> <td colspan="13"></td> <td>molybdenum</td> </tr> <tr> <td colspan="13"></td> <td>—</td> </tr> </table>																											96														Mo														molybdenum														—
													96																																																								
													Mo																																																								
													molybdenum																																																								
													—																																																								
<table border="0" style="width:100%; text-align:center;"> <tr> <td colspan="13"></td> <td>43</td> </tr> <tr> <td colspan="13"></td> <td>Tc</td> </tr> <tr> <td colspan="13"></td> <td>technetium</td> </tr> <tr> <td colspan="13"></td> <td>—</td> </tr> </table>																											43														Tc														technetium														—
													43																																																								
													Tc																																																								
													technetium																																																								
													—																																																								
<table border="0" style="width:100%; text-align:center;"> <tr> <td colspan="13"></td> <td>55</td> </tr> <tr> <td colspan="13"></td> <td>Mn</td> </tr> <tr> <td colspan="13"></td> <td>manganese</td> </tr> <tr> <td colspan="13"></td> <td>55</td> </tr> </table>																											55														Mn														manganese														55
													55																																																								
													Mn																																																								
													manganese																																																								
													55																																																								
<table border="0" style="width:100%; text-align:center;"> <tr> <td colspan="13"></td> <td>56</td> </tr> <tr> <td colspan="13"></td> <td>Fe</td> </tr> <tr> <td colspan="13"></td> <td>iron</td> </tr> <tr> <td colspan="13"></td> <td>56</td> </tr> </table>																											56														Fe														iron														56
													56																																																								
													Fe																																																								
													iron																																																								
													56																																																								
<table border="0" style="width:100%; text-align:center;"> <tr> <td colspan="13"></td> <td>26</td> </tr> <tr> <td colspan="13"></td> <td>Ni</td> </tr> <tr> <td colspan="13"></td> <td>nickel</td> </tr> <tr> <td colspan="13"></td> <td>59</td> </tr> </table>																											26														Ni														nickel														59
													26																																																								
													Ni																																																								
													nickel																																																								
													59																																																								
<table border="0" style="width:100%; text-align:center;"> <tr> <td colspan="13"></td> <td>27</td> </tr> <tr> <td colspan="13"></td> <td>Co</td> </tr> <tr> <td colspan="13"></td> <td>cobalt</td> </tr> <tr> <td colspan="13"></td> <td>59</td> </tr> </table>																											27														Co														cobalt														59
													27																																																								
													Co																																																								
													cobalt																																																								
													59																																																								
<table border="0" style="width:100%; text-align:center;"> <tr> <td colspan="13"></td> <td>44</td> </tr> <tr> <td colspan="13"></td> <td>Ru</td> </tr> <tr> <td colspan="13"></td> <td>ruthenium</td> </tr> <tr> <td colspan="13"></td> <td>101</td> </tr> </table>																											44														Ru														ruthenium														101
													44																																																								
													Ru																																																								
													ruthenium																																																								
													101																																																								
<table border="0" style="width:100%; text-align:center;"> <tr> <td colspan="13"></td> <td>42</td> </tr> <tr> <td colspan="13"></td> <td>Mo</td> </tr> <tr> <td colspan="13"></td> <td>molybdenum</td> </tr> <tr> <td colspan="13"></td> <td>96</td> </tr> </table>																											42														Mo														molybdenum														96
													42																																																								
													Mo																																																								
													molybdenum																																																								
													96																																																								
<table border="0" style="width:100%; text-align:center;"> <tr> <td colspan="13"></td> <td>41</td> </tr> <tr> <td colspan="13"></td> <td>Nb</td> </tr> <tr> <td colspan="13"></td> <td>niobium</td> </tr> <tr> <td colspan="13"></td> <td>93</td> </tr> </table>																											41														Nb														niobium														93
													41																																																								
													Nb																																																								
													niobium																																																								
													93																																																								
<table border="0" style="width:100%; text-align:center;"> <tr> <td colspan="13"></td> <td>72</td> </tr> <tr> <td colspan="13"></td> <td>Hf</td> </tr> <tr> <td colspan="13"></td> <td>hafnium</td> </tr> <tr> <td colspan="13"></td> <td>178</td> </tr> </table>																											72														Hf														hafnium														178
													72																																																								
													Hf																																																								
													hafnium																																																								
													178																																																								
<table border="0" style="width:100%; text-align:center;"> <tr> <td colspan="13"></td> <td>73</td> </tr> <tr> <td colspan="13"></td> <td>Ta</td> </tr> <tr> <td colspan="13"></td> <td>tantalum</td> </tr> <tr> <td colspan="13"></td> <td>181</td> </tr> </table>																											73														Ta														tantalum														181
													73																																																								
													Ta																																																								
													tantalum																																																								
													181																																																								
<table border="0" style="width:100%; text-align:center;"> <tr> <td colspan="13"></td> <td>91</td> </tr> <tr> <td colspan="13"></td> <td>Zr</td> </tr> <tr> <td colspan="13"></td> <td>zirconium</td> </tr> <tr> <td colspan="13"></td> <td>—</td> </tr> </table>																											91														Zr														zirconium														—
													91																																																								
													Zr																																																								
													zirconium																																																								
													—																																																								
<table border="0" style="width:100%; text-align:center;"> <tr> <td colspan="13"></td> <td>40</td> </tr> <tr> <td colspan="13"></td> <td>Ti</td> </tr> <tr> <td colspan="13"></td> <td>titanium</td> </tr> <tr> <td colspan="13"></td> <td>48</td> </tr> </table>																											40														Ti														titanium														48
													40																																																								
													Ti																																																								
													titanium																																																								
													48																																																								
<table border="0" style="width:100%; text-align:center;"> <tr> <td colspan="13"></td> <td>23</td> </tr> <tr> <td colspan="13"></td> <td>V</td> </tr> <tr> <td colspan="13"></td> <td>vanadium</td> </tr> <tr> <td colspan="13"></td> <td>51</td> </tr> </table>																											23														V														vanadium														51
													23																																																								
													V																																																								
													vanadium																																																								
													51																																																								
<table border="0" style="width:100%; text-align:center;"> <tr> <td colspan="13"></td> <td>24</td> </tr> <tr> <td colspan="13"></td> <td>Cr</td> </tr> <tr> <td colspan="13"></td> <td>chromium</td> </tr> <tr> <td colspan="13"></td> <td>52</td> </tr> </table>																											24														Cr														chromium														52
													24																																																								
													Cr																																																								
													chromium																																																								
													52																																																								
<table border="0" style="width:100%; text-align:center;"> <tr> <td colspan="13"></td> <td>42</td> </tr> <tr> <td colspan="13"></td> <td>Mo</td> </tr> <tr> <td colspan="13"></td> <td>molybdenum</td> </tr> <tr> <td colspan="13"></td> <td>96</td> </tr> </table>																											42														Mo														molybdenum														96
													42																																																								
													Mo																																																								
													molybdenum																																																								
													96																																																								
<table border="0" style="width:100%; text-align:center;"> <tr> <td colspan="13"></td> <td>41</td> </tr> <tr> <td colspan="13"></td> <td>Nb</td> </tr> <tr> <td colspan="13"></td> <td>niobium</td> </tr> <tr> <td colspan="13"></td> <td>93</td> </tr> </table>																											41														Nb														niobium														93
													41																																																								
													Nb																																																								
													niobium																																																								
													93																																																								
<table border="0" style="width:100%; text-align:center;"> <tr> <td colspan="13"></td> <td>21</td> </tr> <tr> <td colspan="13"></td> <td>Sc</td> </tr> <tr> <td colspan="13"></td> <td>scandium</td> </tr> <tr> <td colspan="13"></td> <td>45</td> </tr> </table>																											21														Sc														scandium														45
													21																																																								
													Sc																																																								
													scandium																																																								
													45																																																								
<table border="0" style="width:100%; text-align:center;"> <tr> <td colspan="13"></td> <td>39</td> </tr> <tr> <td colspan="13"></td> <td>Y</td> </tr> <tr> <td colspan="13"></td> <td>yttrium</td> </tr> <tr> <td colspan="13"></td> <td>89</td> </tr> </table>																											39														Y														yttrium														89
													39																																																								
													Y																																																								
													yttrium																																																								
													89																																																								
<table border="0" style="width:100%; text-align:center;"> <tr> <td colspan="13"></td> <td>57–71</td> </tr> <tr> <td colspan="13"></td> <td>lanthanoids</td> </tr> <tr> <td colspan="13"></td> <td>—</td> </tr> </table>																											57–71														lanthanoids														—														
													57–71																																																								
													lanthanoids																																																								
													—																																																								
<table border="0" style="width:100%; text-align:center;"> <tr> <td colspan="13"></td> <td>89–103</td> </tr> <tr> <td colspan="13"></td> <td>actinoids</td> </tr> <tr> <td colspan="13"></td> <td>—</td> </tr> </table>																											89–103														actinoids														—														
													89–103																																																								
													actinoids																																																								
													—																																																								

lanthanoids

actinoids

57	58	59	60	61	62	63	64	65	66	67	68	69	70	71
La	Ce	Pr	Nd	Pm	Sm	Eu	Gd	Tb	Dy	Ho	Er	Tm	Yb	Lu
lanthanum	cerium	praseodymium	neodymium	promethium	samarium	europium	gadolinium	terbium	dysprosium	holmium	erbium	thulium	ytterbium	lutetium
139	140	141	144	—	150	152	157	159	163	165	167	169	173	175
89	90	91	92	93	94	95	96	97	98	99	100	101	102	103
Ac	Th	Pa	U	Np	Pu	Am	Cm	Bk	Cf	Es	Fm	Md	No	Lr
actinium	thorium	protactinium	uranium	neptunium	plutonium	americium	curium	berkelium	californium	einsteinium	fermium	mendelevium	nobelium	lawrencium
—	232	231	238	—	—	—	—	—	—	—	—	—	—	—

The volume of one mole of any gas is 24 dm³ at room temperature and pressure (r.t.p.).