



Cambridge Assessment International Education
Cambridge International General Certificate of Secondary Education (9–1)

CANDIDATE
NAME

CENTRE
NUMBER

--	--	--	--	--

CANDIDATE
NUMBER

--	--	--	--

* 8 8 9 5 2 7 8 6 2 7 *

CHEMISTRY

0971/61

Paper 6 Alternative to Practical

May/June 2019

1 hour

Candidates answer on the Question Paper.

No Additional Materials are required.

READ THESE INSTRUCTIONS FIRST

Write your centre number, candidate number and name on all the work you hand in.

Write in dark blue or black pen.

You may use an HB pencil for any diagrams or graphs.

Do not use staples, paper clips, glue or correction fluid.

DO NOT WRITE IN ANY BARCODES.

Answer **all** questions.

Electronic calculators may be used.

You may lose marks if you do not show your working or if you do not use appropriate units.

At the end of the examination, fasten all your work securely together.

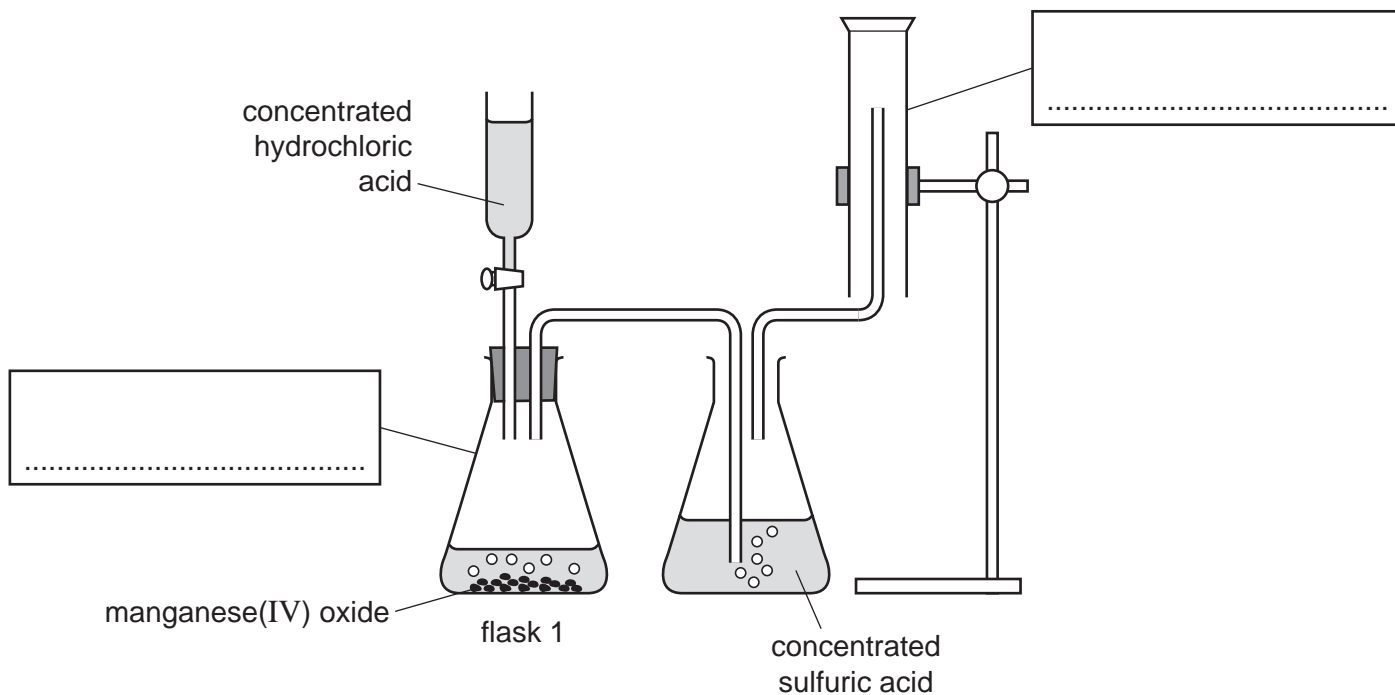
The number of marks is given in brackets [] at the end of each question or part question.

This document consists of **8** printed pages and **4** blank pages.



BLANK PAGE

1 The diagram shows the apparatus a student used to prepare a dry sample of chlorine gas. Chlorine is more dense than air.



(a) Complete the boxes to name the apparatus. [2]

(b) Use the diagram to identify **two** mistakes the student made.

- 1
-
- 2
-
- [2]

(c) Suggest **one** reason why the gas produced in flask 1 is passed through concentrated sulfuric acid.

..... [1]

(d) Describe a test for chlorine.

test

observations

[2]

(e) Suggest why this experiment is done in a fume cupboard.

..... [1]

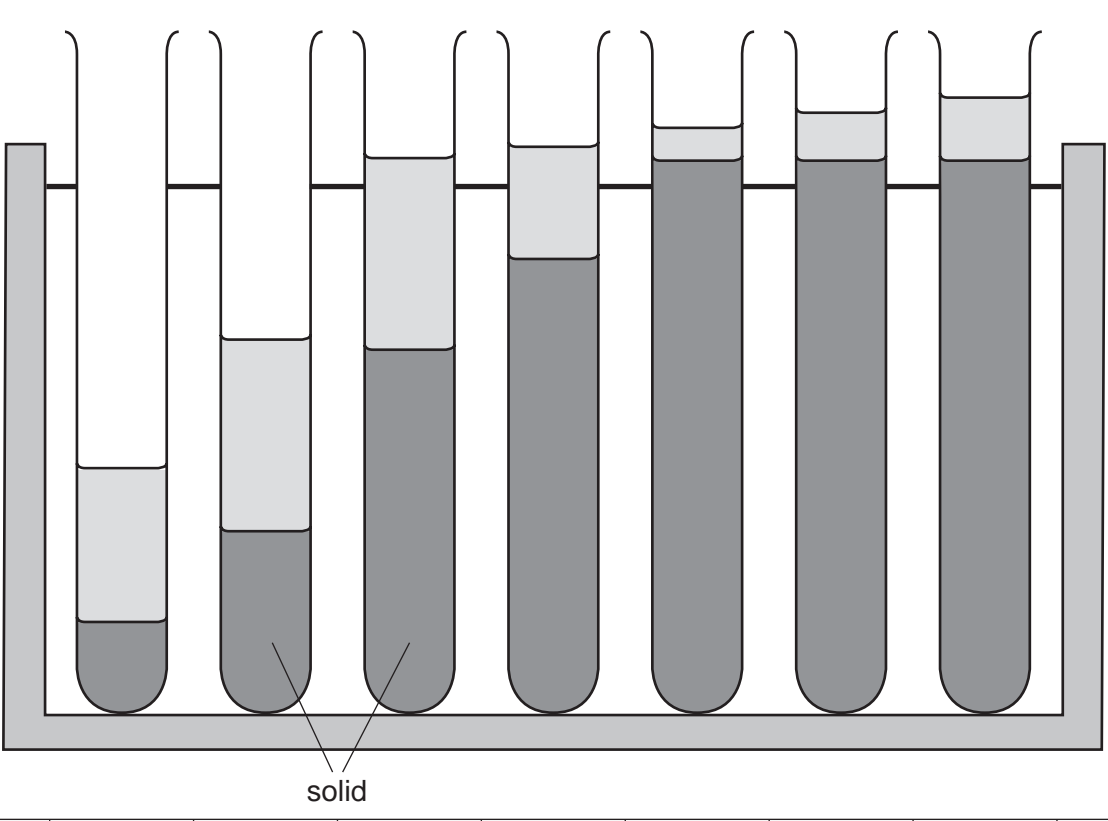
[Total: 8]

2 A student investigated the reaction between aqueous sodium carbonate and aqueous barium nitrate.

- A burette was filled with aqueous sodium carbonate.
- Seven test-tubes were labelled 1, 2, 3, 4, 5, 6 and 7.
- A measuring cylinder was used to pour 6 cm^3 of aqueous barium nitrate into each of the seven test-tubes in a test-tube rack.
- 1.0 cm^3 of aqueous sodium carbonate was added from the burette to test-tube 1.
- 2.0 cm^3 of aqueous sodium carbonate was added from the burette to test-tube 2.
- 4.0 cm^3 of aqueous sodium carbonate was added from the burette to test-tube 3.
- 5.0 cm^3 of aqueous sodium carbonate was added from the burette to test-tube 4.
- 6.0 cm^3 of aqueous sodium carbonate was added from the burette to test-tube 5.
- 7.0 cm^3 of aqueous sodium carbonate was added from the burette to test-tube 6.
- 8.0 cm^3 of aqueous sodium carbonate was added from the burette to test-tube 7.

A glass rod was used to stir the contents of each of the test-tubes. The contents of the test-tubes were left to stand until the solid formed had settled. A ruler was used to measure the height of the solid formed in each test-tube.

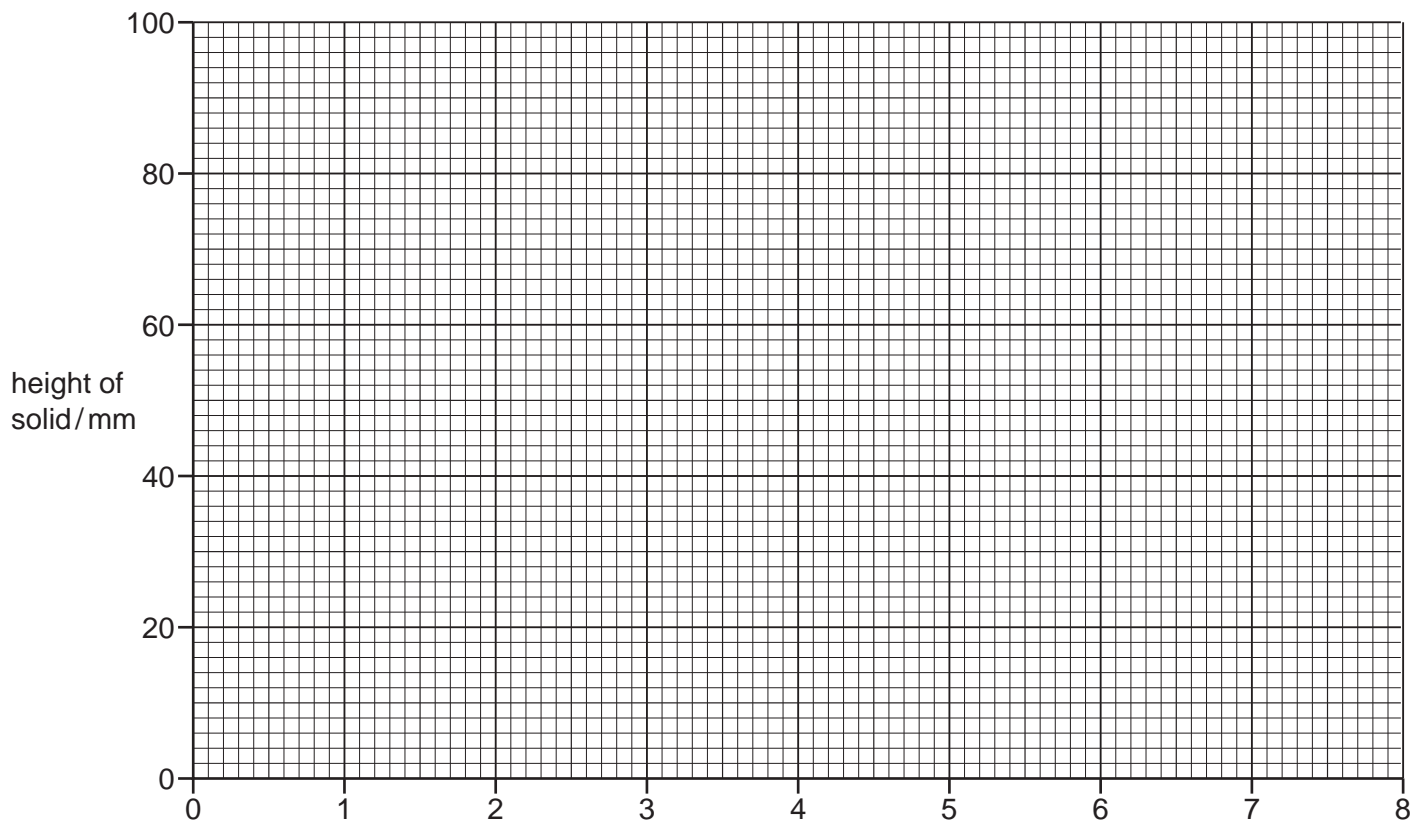
(a) Use a ruler to measure the heights of the solid formed in each test-tube shown in the diagram. Record the heights of the solid formed in the table and complete the table.

test-tube number	1	2	3	4	5	6	7
volume of aqueous sodium carbonate / cm^3							
							
height of solid / mm							

[3]

5

(b) Plot the results on the grid. Draw **two** intersecting lines of best fit. Label the x-axis.



[4]

(c) **From your graph**, deduce the height of the solid formed when 3.0 cm^3 of aqueous sodium carbonate is added to 6 cm^3 of aqueous barium nitrate.

Show clearly **on the grid** how you worked out your answer.

..... mm [2]

(d) Describe the trend in the heights of the solids formed in test-tubes 1–7.

.....

 [2]

6

- (e) Predict what would happen if the experiment were continued using three further test-tubes each containing 6 cm^3 of aqueous barium nitrate and separately adding 9.0 cm^3 , 10.0 cm^3 and 11.0 cm^3 of aqueous sodium carbonate to each one.

Explain your answer.

.....
.....
..... [2]

- (f) Suggest **one** change to the **apparatus** used which could be made to obtain more accurate results.

..... [1]

- (g) Suggest a **different** method to measure the amount of solid formed during the experiment.

.....
.....
.....
..... [3]

- (h) Suggest how the reliability of the results could be checked.

.....
..... [1]

[Total: 18]

- 3 Two substances, solution **F** and solid **G**, were analysed. Solution **F** was dilute hydrochloric acid. Tests were done on solution **F** and solid **G**.

tests on solution F

Complete the expected observations.

Solution **F** was divided into four equal portions in four test-tubes.

- (a) The pH of the first portion of solution **F** was tested.

pH = [1]

- (b) Magnesium ribbon was added to the second portion of solution **F**. The gas produced was tested.

observations
.....
..... [3]

- (c) Dilute nitric acid and aqueous silver nitrate were added to the third portion of solution **F**.

observations [1]

- (d) Dilute nitric acid and aqueous barium nitrate were added to the fourth portion of solution **F**.

observations [1]

tests on solid G

Some of the tests and observations are shown.

tests on solid G	observations
The appearance of solid G was studied.	white solid
<p>test 1</p> <p>Dilute hydrochloric acid was added to solid G. The gas produced was tested.</p> <p>The solution formed was divided into two portions for test 2.</p>	<p>rapid effervescence limewater turned milky</p>
<p>test 2</p> <p>An excess of aqueous sodium hydroxide was added to the first portion of the solution from test 1.</p> <p>An excess of aqueous ammonia was added to the second portion of the solution from test 1.</p>	<p>white precipitate formed which was insoluble in excess</p> <p>no precipitate formed</p>

(e) Identify solid **G**.

..... [2]

[Total: 8]

4 Steel nails rust in the presence of air and water. Plan an investigation to:

- show that coating steel nails with paint helps to protect the nails from rusting
- show that coating steel nails with zinc helps to protect the nails from rusting
- determine which coating is more effective at protecting steel nails from rusting.

You are provided with:

- uncoated steel nails
- steel nails coated with paint
- steel nails coated with zinc
- common laboratory apparatus.

.....

.....

.....

.....

.....

.....

.....

.....

.....

.....

.....

.....

.....

.....

.....

.....

.....

.....

.....

.....

.....

.....

.....

[6]

BLANK PAGE

Permission to reproduce items where third-party owned material protected by copyright is included has been sought and cleared where possible. Every reasonable effort has been made by the publisher (UCLES) to trace copyright holders, but if any items requiring clearance have unwittingly been included, the publisher will be pleased to make amends at the earliest possible opportunity.

To avoid the issue of disclosure of answer-related information to candidates, all copyright acknowledgements are reproduced online in the Cambridge Assessment International Education Copyright Acknowledgements Booklet. This is produced for each series of examinations and is freely available to download at www.cambridgeinternational.org after the live examination series.

Cambridge Assessment International Education is part of the Cambridge Assessment Group. Cambridge Assessment is the brand name of the University of Cambridge Local Examinations Syndicate (UCLES), which itself is a department of the University of Cambridge.