

Please check the examination details below before entering your candidate information

Candidate surname					Other names				
Centre Number					Candidate Number				
<b>Pearson Edexcel</b> <b>International GCSE (9–1)</b>					<input type="text"/> <input type="text"/> <input type="text"/> <input type="text"/> <input type="text"/>				
<b>Friday 15 January 2021</b>									
Afternoon (Time: 1 hour 15 minutes)					Paper Reference <b>4PH1/2PR</b>				
<b>Physics</b> <b>Unit: 4PH1</b> <b>Paper: 2PR</b>									
<b>You must have:</b> Calculator, ruler								Total Marks	

### Instructions

- Use **black** ink or ball-point pen.
- **Fill in the boxes** at the top of this page with your name, centre number and candidate number.
- Answer **all** questions.
- Answer the questions in the spaces provided  
– *there may be more space than you need.*
- Show all the steps in any calculations and state the units.
- Some questions must be answered with a cross in a box ☒. If you change your mind about an answer, put a line through the box ☒ and then mark your new answer with a cross ☒.

### Information

- The total mark for this paper is 70.
- The marks for **each** question are shown in brackets  
– *use this as a guide as to how much time to spend on each question.*

### Advice

- Read each question carefully before you start to answer it.
- Write your answers neatly and in good English.
- Try to answer every question.
- Check your answers if you have time at the end.

Turn over ►

P68389A

©2021 Pearson Education Ltd.

1/1/1



Pearson

## FORMULAE

You may find the following formulae useful.

energy transferred = current  $\times$  voltage  $\times$  time

$$E = I \times V \times t$$

$$\text{frequency} = \frac{1}{\text{time period}}$$

$$f = \frac{1}{T}$$

$$\text{power} = \frac{\text{work done}}{\text{time taken}}$$

$$P = \frac{W}{t}$$

$$\text{power} = \frac{\text{energy transferred}}{\text{time taken}}$$

$$P = \frac{W}{t}$$

$$\text{orbital speed} = \frac{2\pi \times \text{orbital radius}}{\text{time period}}$$

$$v = \frac{2 \times \pi \times r}{T}$$

(final speed)<sup>2</sup> = (initial speed)<sup>2</sup> + (2  $\times$  acceleration  $\times$  distance moved)

$$v^2 = u^2 + (2 \times a \times s)$$

pressure  $\times$  volume = constant

$$p_1 \times V_1 = p_2 \times V_2$$

$$\frac{\text{pressure}}{\text{temperature}} = \text{constant}$$

$$\frac{p_1}{T_1} = \frac{p_2}{T_2}$$

$$\text{force} = \frac{\text{change in momentum}}{\text{time taken}}$$

$$F = \frac{(mv - mu)}{t}$$

$$\frac{\text{change of wavelength}}{\text{wavelength}} = \frac{\text{velocity of a galaxy}}{\text{speed of light}}$$

$$\frac{\lambda - \lambda_0}{\lambda_0} = \frac{\Delta\lambda}{\lambda_0} = \frac{v}{c}$$

change in thermal energy = mass  $\times$  specific heat capacity  $\times$  change in temperature

$$\Delta Q = m \times c \times \Delta T$$

Where necessary, assume the acceleration of free fall,  $g = 10 \text{ m/s}^2$ .

DO NOT WRITE IN THIS AREA

DO NOT WRITE IN THIS AREA

DO NOT WRITE IN THIS AREA



DO NOT WRITE IN THIS AREA

DO NOT WRITE IN THIS AREA

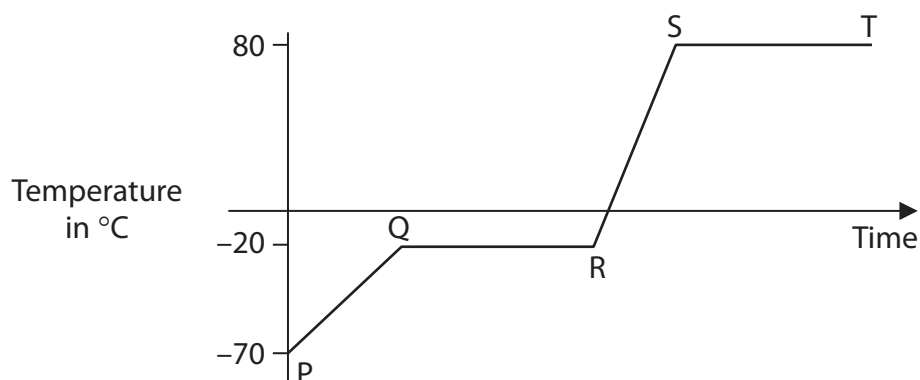
DO NOT WRITE IN THIS AREA

**BLANK PAGE**



**Answer ALL questions.**

- 1 The diagram shows the temperature-time graph for a substance which is heated at a constant rate.



- (a) (i) Which section of the graph shows when the substance is melting?

(1)

- A** PQ  
 **B** QR  
 **C** RS  
 **D** ST

- (ii) Which section of the graph shows when all the substance is a solid?

(1)

- A** PQ  
 **B** QR  
 **C** RS  
 **D** ST

- (iii) Draw particles in the box to show the arrangement of particles when the substance is a gas.

(1)



(iv) Which of these statements best describes the motion of particles in a gas?

(1)

- A they vibrate about fixed points
- B they are stationary
- C they slide past each other
- D they move quickly and randomly

(b) (i) Name a piece of apparatus that could be used to measure the temperature of the substance.

(1)

(ii) Determine the boiling point of this substance.

(1)

boiling point = ..... °C

(c) The substance has a mass of 1.2 kg.

Calculate the energy required to raise the temperature of the substance from 10 °C to 37 °C.

[assume specific heat capacity of substance = 840 J/kg °C]

(3)

energy = ..... J

**(Total for Question 1 = 9 marks)**

DO NOT WRITE IN THIS AREA

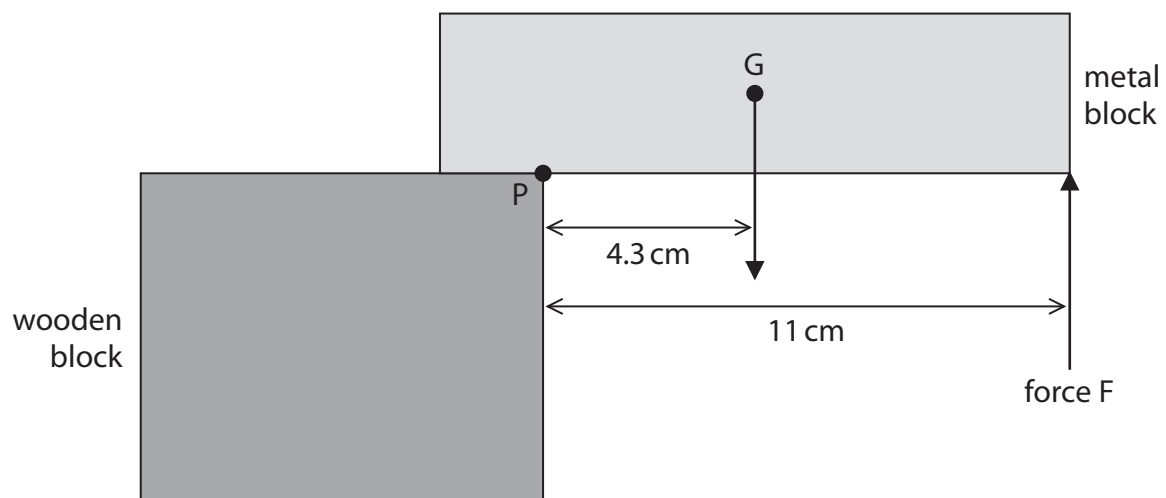
DO NOT WRITE IN THIS AREA

DO NOT WRITE IN THIS AREA



2 The diagram shows a metal block on top of a wooden block.

The metal block is held stationary by force F.



(a) (i) The weight of the metal block acts through point G.

Give the name of point G.

(1)

(ii) Name a piece of apparatus that could be used to measure the weight of the metal block.

(1)



(b) (i) State the formula linking moment, force and perpendicular distance from the pivot. (1)

(ii) The weight of the metal block is 0.68 N.

Show that the moment of the weight of the metal block about point P is approximately 2.9 N cm. (1)

(iii) Force F is applied to the metal block to stop it from moving.

Calculate the magnitude of force F. (3)

force F = ..... N

**(Total for Question 2 = 7 marks)**

DO NOT WRITE IN THIS AREA

DO NOT WRITE IN THIS AREA

DO NOT WRITE IN THIS AREA

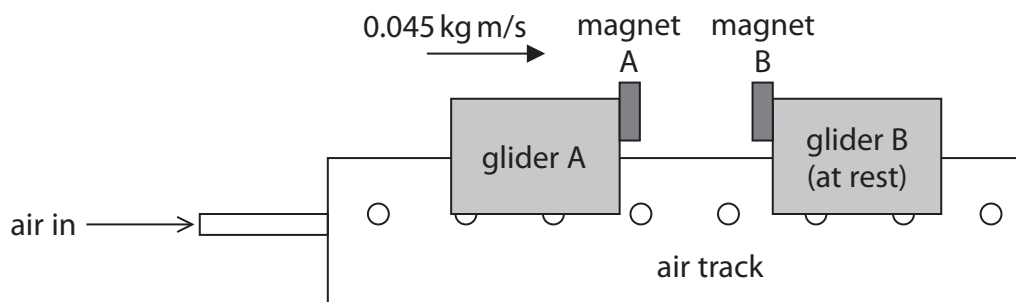


3 The diagram shows an air track that can be used to investigate motion without friction.

Air comes out through a series of small holes in the air track, which lifts the gliders slightly above the track.

There are two gliders on the track.

Each glider has a magnet.



The poles of the magnets nearest each other are alike.

(a) Explain the direction of the force acting on magnet A from magnet B.

(2)

.....

.....

.....

.....

(b) The gliders collide and the magnets cause them to rebound.

Before the collision, the momentum of glider A is  $0.045 \text{ kg m/s}$  to the right and glider B is at rest.

(i) State the total momentum of glider A and glider B after the collision.

(1)

total momentum = .....  $\text{kg m/s}$

DO NOT WRITE IN THIS AREA

DO NOT WRITE IN THIS AREA

DO NOT WRITE IN THIS AREA





(ii) After the collision, the momentum of glider A is 0.021 kg m/s to the left.

Calculate the momentum of glider B after the collision.

(2)

momentum of glider B = ..... kg m/s

(iii) The time taken for glider B to change its momentum is 0.19 seconds.

Calculate the average force on glider B that causes this change in momentum.

(2)

average force = ..... N

(iv) Give the direction of the force on glider B from glider A.

(1)

---

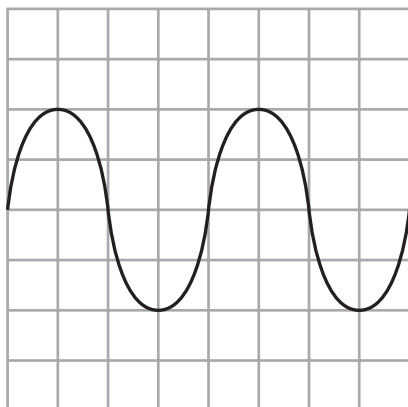
**(Total for Question 3 = 8 marks)**

---



- 4 (a) A student uses an oscilloscope to determine the speed of sound.

The diagram shows the oscilloscope trace produced by the sound wave.



**Oscilloscope settings**

y direction: 1 square = 1 mV

x direction: 1 square = 1 ms

The student uses two microphones and a ruler to determine the wavelength of the sound wave.

He finds that the wavelength is 1.4 m.

- (i) State the formula linking the speed, frequency and wavelength of a wave. (1)

- (ii) Use the oscilloscope trace to calculate the speed of the wave. (5)

speed = ..... m/s

DO NOT WRITE IN THIS AREA

DO NOT WRITE IN THIS AREA

DO NOT WRITE IN THIS AREA



(b) Another student uses this method to determine the speed of sound.

**Step 1** The student stands 50 m away from her teacher, measuring the distance with a metre ruler.

**Step 2** The teacher makes a loud sound and flashes a light at the same time.

**Step 3** The student starts the stopwatch when she sees the flash of light.

**Step 4** She stops the stopwatch when she hears the loud sound.

The speed of sound is calculated using the formula

$$\text{speed of sound} = \frac{\text{distance}}{\text{time taken}}$$

Evaluate whether this method could produce an accurate value for the speed of sound in air.

(5)

DO NOT WRITE IN THIS AREA

DO NOT WRITE IN THIS AREA

DO NOT WRITE IN THIS AREA

Area with horizontal dotted lines for writing the answer.

(Total for Question 4 = 11 marks)



5 An aircraft travels along a runway.

(a) The aircraft starts from rest and has a constant acceleration of  $4.1 \text{ m/s}^2$ .

Calculate the distance required to reach take-off speed of  $75 \text{ m/s}$ .

(3)

distance = ..... m

(b) The aircraft takes off and reaches its maximum height above the ground.

At maximum height, the background radiation count rate is higher than on the ground.

(i) Explain what is meant by background radiation.

(2)

.....  
.....  
.....  
.....

(ii) Suggest why there is a limit to the number of hours that an airline pilot can fly at maximum height.

(3)

.....  
.....  
.....  
.....  
.....  
.....  
.....

**(Total for Question 5 = 8 marks)**



6 The Big Bang theory describes the evolution of the universe.

(a) Explain how cosmic microwave background radiation (CMBR) supports the Big Bang theory.

(2)

.....

.....

.....

.....

.....

.....

(b) Hydrogen gas in a laboratory on Earth emits light with a wavelength of 605 nm.

A distant galaxy contains hydrogen which emits light of the same wavelength.

The wavelength of the light from the distant galaxy is measured as 683 nm on Earth.

Calculate the speed of the distant galaxy.

[speed of light =  $3.0 \times 10^8$  m/s]

(4)

speed = ..... m/s

**(Total for Question 6 = 6 marks)**

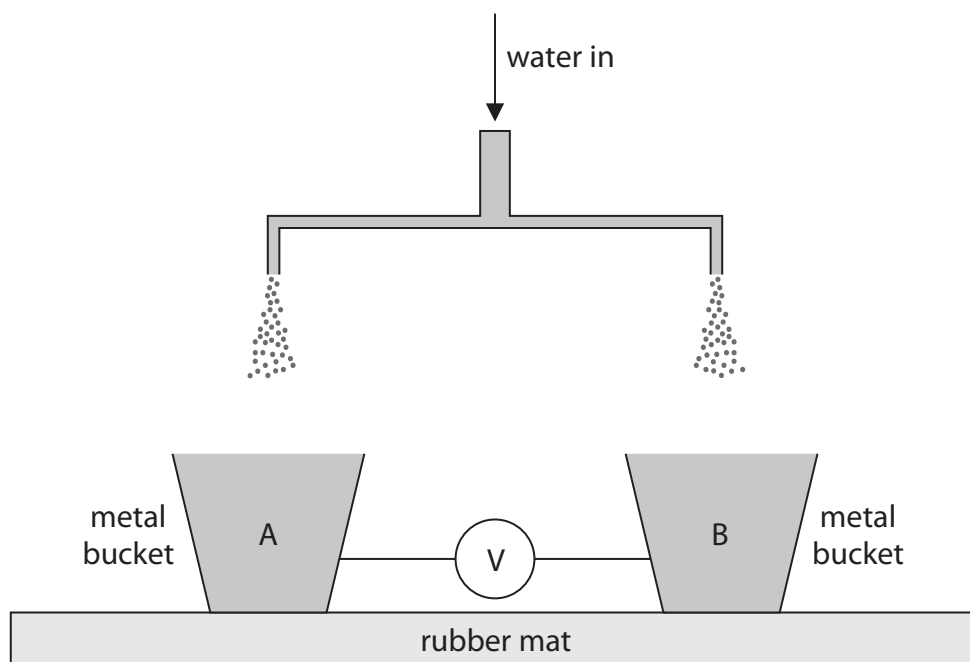
DO NOT WRITE IN THIS AREA

DO NOT WRITE IN THIS AREA

DO NOT WRITE IN THIS AREA



7 The diagram shows part of a device used to demonstrate electrostatic charge.



(a) Negatively charged water droplets fall into bucket A.

Describe how bucket A becomes negatively charged.

(2)

.....

.....

.....

.....

(b) Explain why the negatively charged droplets spread out as they fall.

(2)

.....

.....

.....

.....



- (c) (i) A droplet hits bucket A with a speed of 3.8 m/s.

Calculate the kinetic energy of the droplet when it hits bucket A.

[mass of droplet =  $6.2 \times 10^{-9}$  kg]

(3)

kinetic energy = ..... J

- (ii) The total charge stored in bucket A is  $-1.1 \times 10^{-10}$  C.

This charge passes through the air between the buckets in  $9.2 \times 10^{-3}$  s,  
causing a spark between bucket A and bucket B.

Calculate the mean current between the buckets.

(3)

mean current = ..... A

- (iii) The spark transfers a charge of  $-1.1 \times 10^{-10}$  C.

The mean voltage between the buckets is 1.7 kV.

Calculate the energy transferred by the spark.

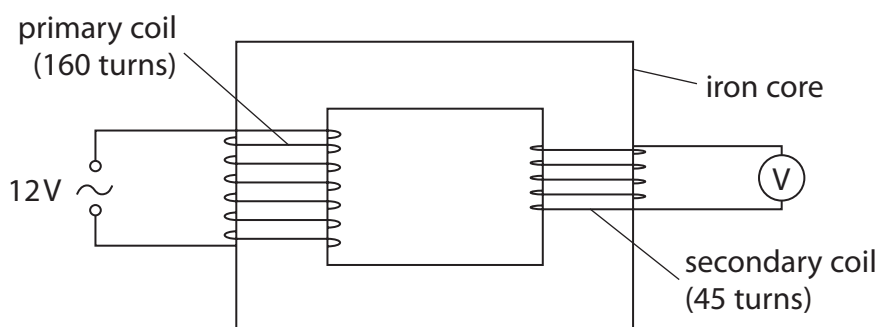
(3)

energy transferred = ..... J

**(Total for Question 7 = 13 marks)**



8 The diagram shows a step-down transformer.



(a) Explain the operation of a step-down transformer.

(4)

.....

.....

.....

.....

.....

.....

.....

.....

.....

.....

.....

.....

.....

.....

.....

.....

.....

.....

.....

.....

.....

.....

.....

DO NOT WRITE IN THIS AREA

DO NOT WRITE IN THIS AREA

DO NOT WRITE IN THIS AREA





(b) (i) State the formula linking input voltage, output voltage and the turns ratio of a transformer.

(1)

(ii) Calculate the output voltage for the transformer.

(3)

voltage = ..... V

**(Total for Question 8 = 8 marks)**

**TOTAL FOR PAPER = 70 MARKS**

DO NOT WRITE IN THIS AREA

DO NOT WRITE IN THIS AREA

DO NOT WRITE IN THIS AREA



DO NOT WRITE IN THIS AREA

DO NOT WRITE IN THIS AREA

DO NOT WRITE IN THIS AREA

**BLANK PAGE**



DO NOT WRITE IN THIS AREA

DO NOT WRITE IN THIS AREA

DO NOT WRITE IN THIS AREA

**BLANK PAGE**



DO NOT WRITE IN THIS AREA

DO NOT WRITE IN THIS AREA

DO NOT WRITE IN THIS AREA

**BLANK PAGE**

