

THIS IS A NEW SPECIFICATION

**H**

Friday 25 January 2013 – Afternoon

**GCSE TWENTY FIRST CENTURY SCIENCE
PHYSICS A****A182/02** Modules P4 P5 P6 (Higher Tier)

Candidates answer on the Question Paper.
A calculator may be used for this paper.

OCR supplied materials:
None

Other materials required:

- Pencil
- Ruler (cm/mm)

Duration: 1 hour

Candidate forename		Candidate surname	
-----------------------	--	----------------------	--

Centre number						Candidate number				
---------------	--	--	--	--	--	------------------	--	--	--	--

INSTRUCTIONS TO CANDIDATES

- Write your name, centre number and candidate number in the boxes above. Please write clearly and in capital letters.
- Use black ink. HB pencil may be used for graphs and diagrams only.
- Answer **all** the questions.
- Read each question carefully. Make sure you know what you have to do before starting your answer.
- Write your answer to each question in the space provided. Additional paper may be used if necessary but you must clearly show your candidate number, centre number and question number(s).
- Do **not** write in the bar codes.

INFORMATION FOR CANDIDATES

- Your quality of written communication is assessed in questions marked with a pencil (✎).
- A list of useful relationships is printed on page two.
- The number of marks is given in brackets [] at the end of each question or part question.
- The total number of marks for this paper is **60**.
- This document consists of **24** pages. Any blank pages are indicated.

TWENTY FIRST CENTURY SCIENCE EQUATIONS

Useful relationships

The Earth in the Universe

$$\text{distance} = \text{wave speed} \times \text{time}$$

$$\text{wave speed} = \text{frequency} \times \text{wavelength}$$

Sustainable energy

$$\text{energy transferred} = \text{power} \times \text{time}$$

$$\text{power} = \text{voltage} \times \text{current}$$

$$\text{efficiency} = \frac{\text{energy usefully transferred}}{\text{total energy supplied}} \times 100\%$$

Explaining motion

$$\text{speed} = \frac{\text{distance travelled}}{\text{time taken}}$$

$$\text{acceleration} = \frac{\text{change in velocity}}{\text{time taken}}$$

$$\text{momentum} = \text{mass} \times \text{velocity}$$

$$\text{change of momentum} = \text{resultant force} \times \text{time for which it acts}$$

$$\text{work done by a force} = \text{force} \times \text{distance moved in the direction of the force}$$

$$\text{amount of energy transferred} = \text{work done}$$

$$\text{change in gravitational potential energy} = \text{weight} \times \text{vertical height difference}$$

$$\text{kinetic energy} = \frac{1}{2} \times \text{mass} \times [\text{velocity}]^2$$

Electric circuits

$$\text{power} = \text{voltage} \times \text{current}$$

$$\text{resistance} = \frac{\text{voltage}}{\text{current}}$$

$$\frac{\text{voltage across primary coil}}{\text{voltage across secondary coil}} = \frac{\text{number of turns in primary coil}}{\text{number of turns in secondary coil}}$$

Radioactive materials

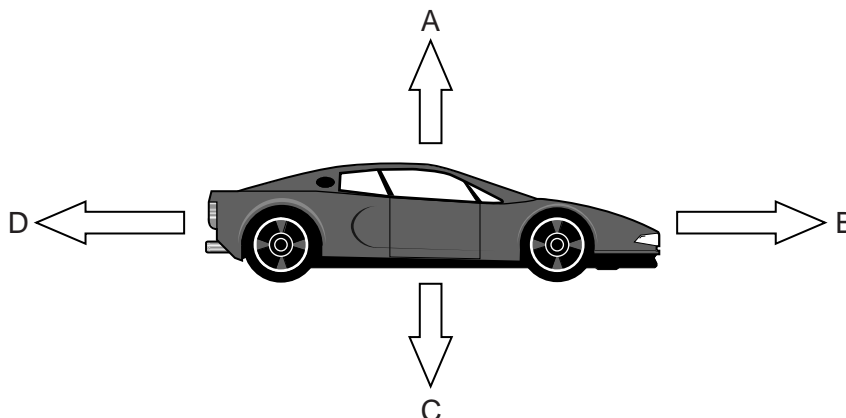
$$\text{energy} = \text{mass} \times [\text{speed of light in a vacuum}]^2$$

3

Answer **all** the questions.

1 Racing car teams track the progress of cars to analyse their performance.

(a) Some of the forces on a car are shown below.



(i) Draw lines to match each **arrow** to its **force** and each **force** with its **description**.

arrow	force	description
A	reaction force	push of the engine
B	driving force	force due to friction and air resistance
C	counter force	pull of gravity on the car
D	weight	force from the ground on the car

[2]

(ii) The team had force sensors on the car.

At one moment, the sensors measured the following forces:

A	B	C	D
6400 N	18000 N	6400 N	11500 N

Calculate the resultant force on the car, including its direction.

resultant force N

direction

[2]

4

- (b) The car is travelling at a steady velocity and then it suddenly accelerates for 2.0 s at a rate of 7.5 m/s^2 .

It reaches a velocity of 40 m/s.

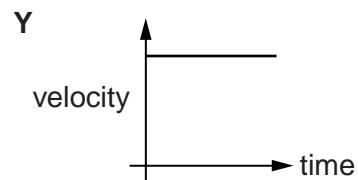
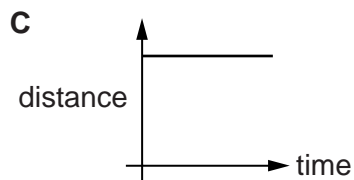
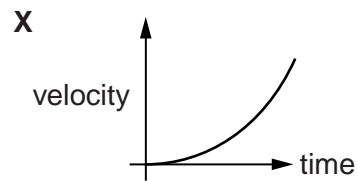
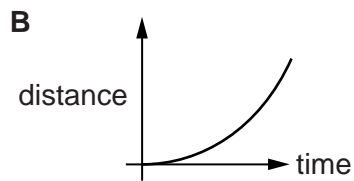
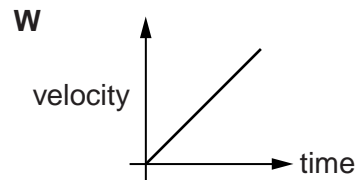
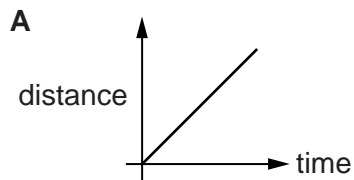
What velocity did the car start at?

Show your working.

velocity = m/s [2]

- (c) Another car accelerates from rest.

Which distance-time graph, **A**, **B** or **C**, and velocity-time graph, **W**, **X** or **Y**, show the motion of the car as it accelerates at a constant rate?



correct distance-time graph

correct velocity-time graph

[1]

[Total: 7]

5

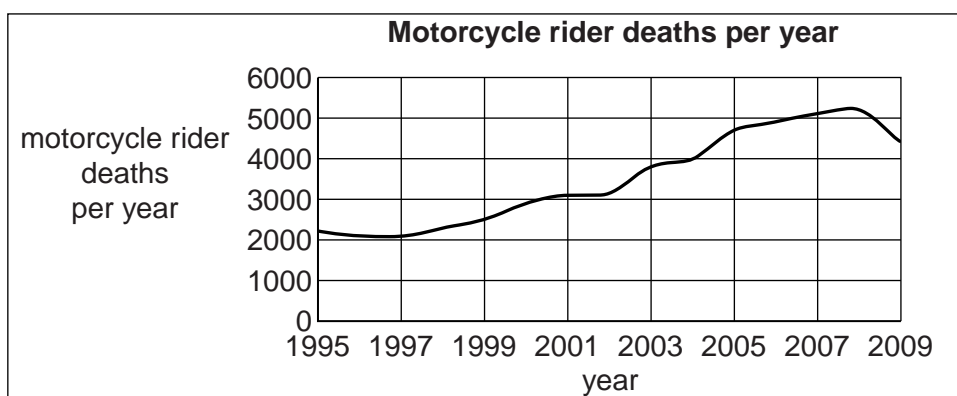
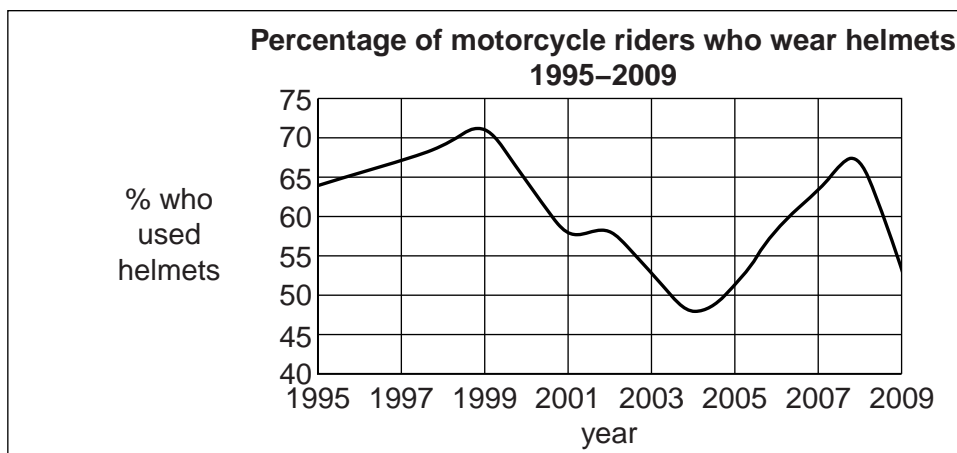
BLANK PAGE

Question 2 begins on page 6

PLEASE DO NOT WRITE ON THIS PAGE

6

2 Look at the two graphs showing motorcycle rider deaths and helmet use.



A politician looks at the graphs.



The number of deaths dropped in 2009, and in that year fewer riders used helmets. We think motorcycle helmets save lives, but this data proves they do not. I think that motorcycle helmets stop your head moving in a shorter time during a collision.

8

3 Hannah is doing an experiment with falling paper shapes.



(a) When Hannah lifts a paper circle, she does work on the paper.

Hannah lifts the paper circle 1.5 m from the floor and does a total of 0.03 J of work on it.

What is the weight of the paper circle?

weight = N [1]

(b) Hannah holds the paper circle up high.

She then drops the paper.

Describe the transfer of energy as the paper circle falls.

.....

.....

.....

[2]

9

- (c) (i) Hannah then squashes the paper circle into a ball, so the mass remains the same at 0.002 kg.

She then repeats her experiment, lifting the paper ball to the same height of 1.5 m above the floor, so the work done on the paper ball is still 0.03 J.

She finds that the paper ball drops **faster**.

Using ideas about energy, show that the maximum speed the paper ball could reach as it falls to the floor is 5.5 m/s.

Show your working clearly.

[2]

- (ii) John suggests that the speed of the paper ball can be calculated using:

$$\text{speed (m/s)} = \frac{1.5 \text{ metres}}{\text{time taken to fall (seconds)}}$$

The value calculated in part (c)(i) is too large.

John's calculated value is too small.

Explain why.

.....

.....

.....

.....

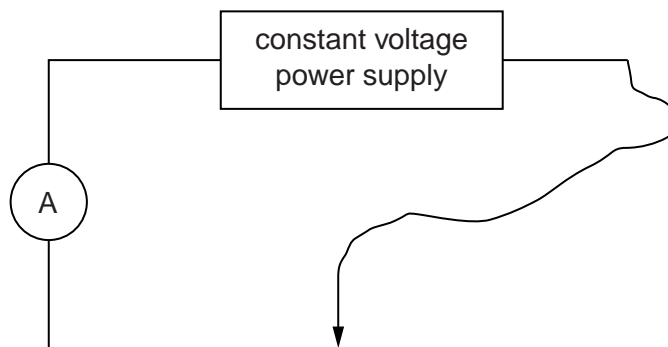
..... [2]

[Total: 7]

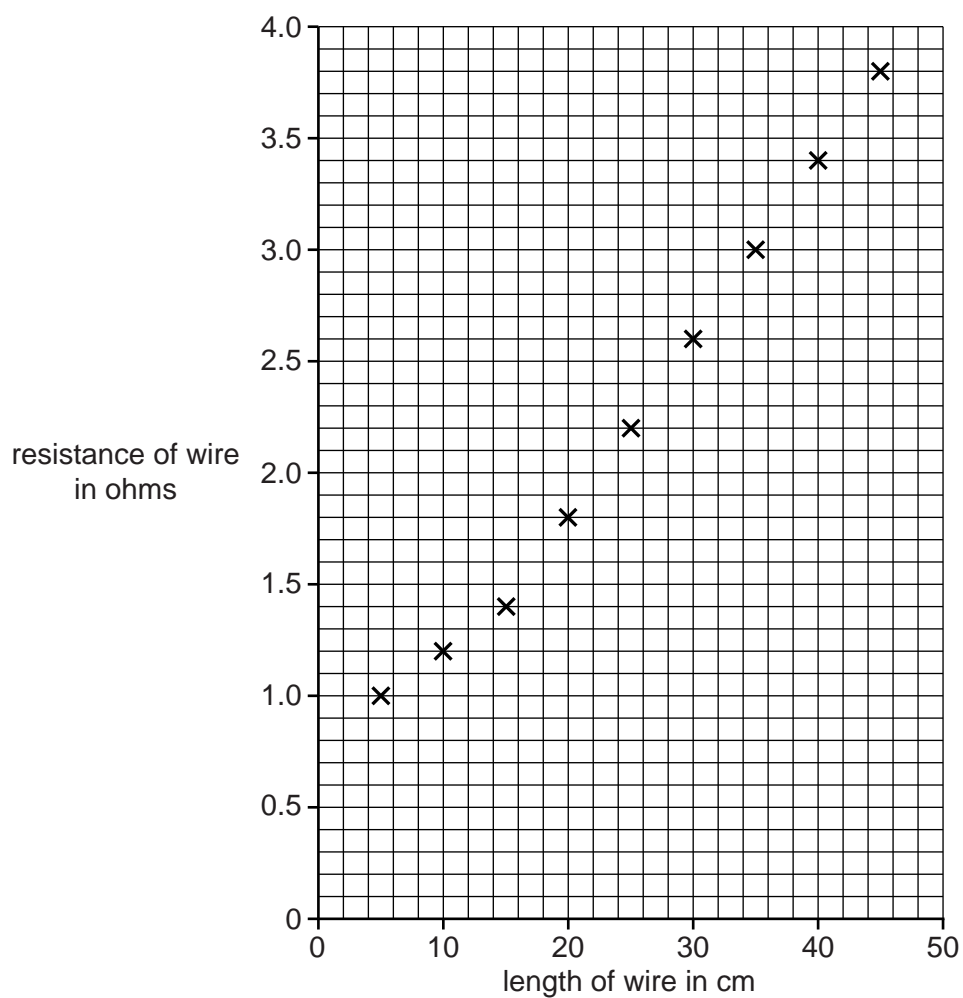
10

4 Diane investigates how the resistance of a wire changes with the length of wire.

She uses this circuit.



Here are her results.



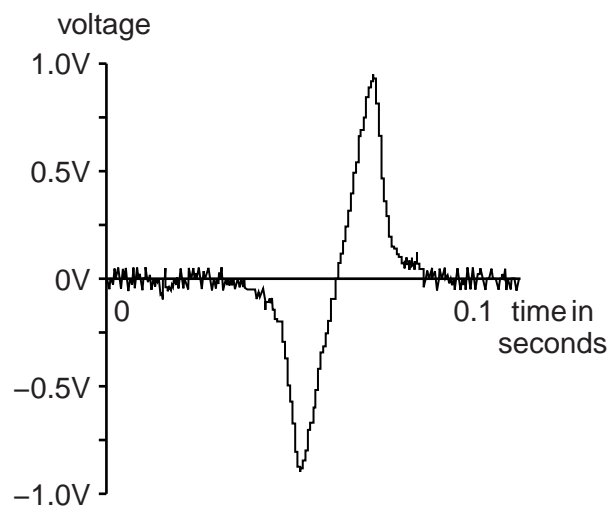
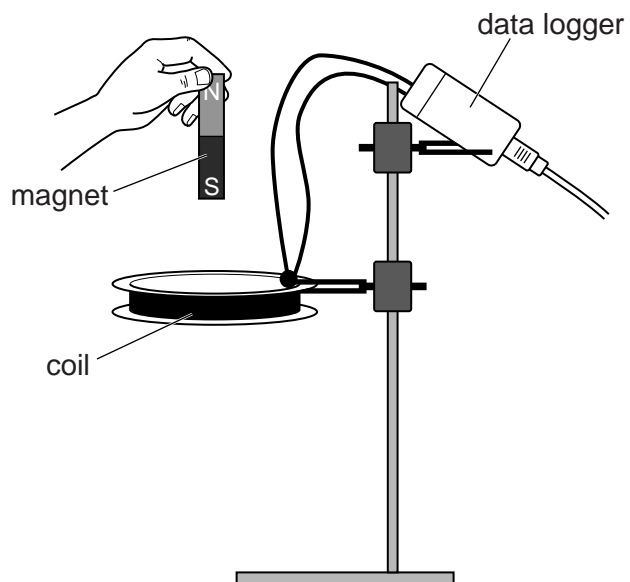
12

5 Ali does an experiment using a coil of wire and a magnet.

He connects the coil of wire to a data logger.

He then drops the magnet through the coil.

Ali displays the data as a graph showing how the voltage across the coil changes with time.



(a) Why is there a voltage across the coil?

.....

..... [1]

13

- (b) This effect described in part (a) is used in power stations to produce electricity.

Compare the electricity produced by a power station with the electricity produced in this experiment.

Use information from the graph.

.....

.....

.....

.....

..... [2]

- (c) The same effect is also used in transformers.

- (i) What can transformers do?

Complete the sentence.

Draw **one** line to connect the correct **start** of the sentence to the correct **end** of the sentence.

start

end

Transformers can only increase
the size ...

... of an alternating voltage.

Transformers can only decrease
the size ...

... of a direct voltage.

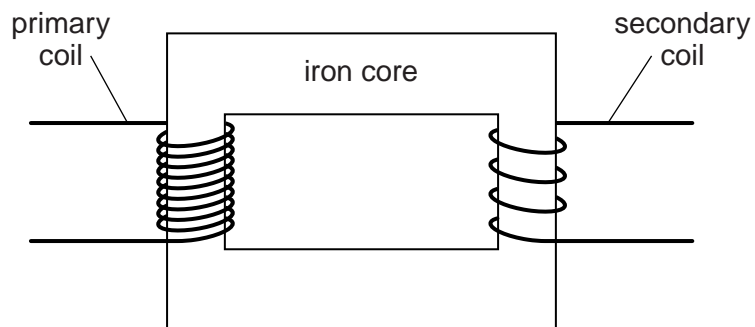
Transformers can either increase
or decrease the size ...

... of an alternating or direct voltage.

[1]

14

(ii) The diagram below shows the basic construction of a transformer.



Complete the sentences below to describe how the transformer works.

Choose the correct letters from the list.

One of the letters will not be used.

P	changing voltage across the secondary coil
Q	changing current in the secondary coil
R	changing magnetic field in the core
S	constant magnetic field in the core
T	changing voltage across the primary coil
U	changing current in the primary coil

A causes a which causes a

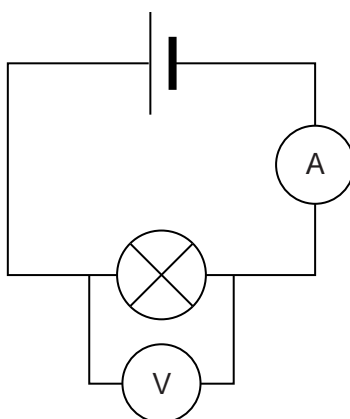
This will induce a which causes a

[3]

[Total: 7]

15

6 Jason sets up the following circuit.



(a) He measures the current and potential difference.

Draw a line from each **quantity** to its best **description**.

quantity	description
current	the movement of electrons in the wires
potential difference	the amount of energy transferred each second
	the number of electrons in the wires
	the work done on the charge as it moves between two points
	the total resistance of the circuit

[2]

16

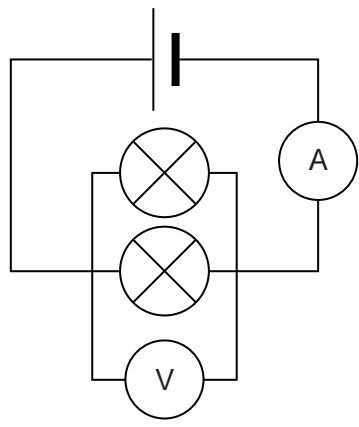
(b) Jason measured the voltage across the lamp to be 1.5V, and the current through it to be 0.5A.

Draw a line from each **quantity** to the correct **value**.

quantity	value
	0.33
power (W)	0.75
	1.00
resistance (Ω)	2.00
	3.00

[2]

(c) Jason adds another identical lamp to the circuit, in parallel with the first one.



State and explain what happens to the readings on the meters.

.....

.....

.....

.....

..... [3]

[Total: 7]

17

BLANK PAGE

Question 7 begins on page 18

PLEASE DO NOT WRITE ON THIS PAGE

7 There are many arguments for and against nuclear power.

Some people are worried about the materials left over as waste from nuclear power stations.

(a) Three of the materials left over are caesium-134, technetium-99 and zirconium-93.

They have very different half-lives.

(i) What is meant by half-life?

.....
 [1]

(ii) The longer the half-life, the less active the radioactive isotope, for the same number of atoms.

Caesium-134 has a half-life of about 2 years.

Technetium-99 has a half-life of about 200 000 years.

Zirconium-93 has a half-life of about 1.5 million years.

Using this information, draw lines from each **material** to its **activity** and from each **activity** to its **time taken to be considered safe**. Assume each material starts with the same number of atoms.

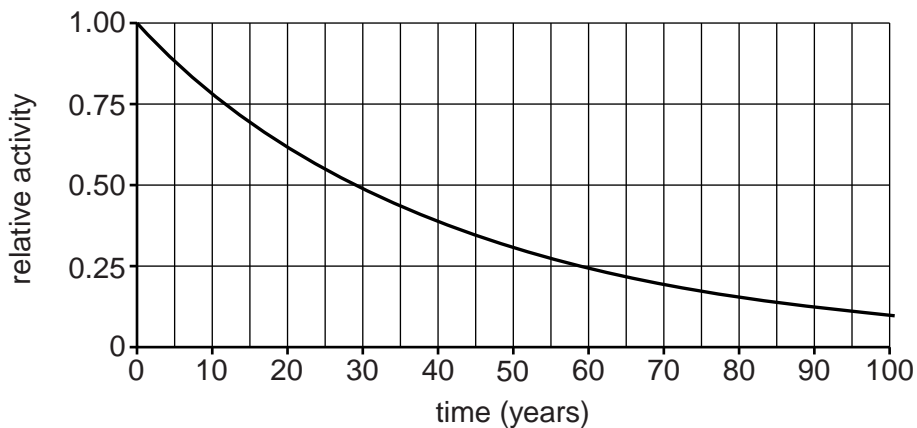
material	activity	time taken to be considered safe
caesium-134	least active	will take the shortest time to be considered safe
technetium-99	moderate activity	will take moderately long to be considered safe
zirconium-93	most active	will take the longest time to be considered safe

[2]

19

(iii) A scientist took a sample from a nuclear waste site and measured its activity.

From his data, he generated this graph.




Use the graph to decide whether the sample could be one of the three isotopes given in part (ii), or a different isotope. Explain your decision.

.....
 [2]

(b) Caesium-134 decays by beta (β) decay.

Complete the nuclear equation for its decay.



[2]

20

(c) Scientists are trying to decide how to store different samples of radioactive waste.

Draw lines to link each **property** to the related **issue** and each **issue** to the appropriate **storage solution**.

property	issue	storage solution
emits alpha particles	highly penetrating	most substances will shield this
emits gamma rays	easily stopped	stored in containers under water
has a high activity	will be hot	stored in lead or concrete
		must be stored securely for many years

[1]

(d) Radioactive sources are used in medicine.

Which of the following use radioactive sources?

Put ticks (✓) in the boxes next to each correct answer.

treating cancer	<input type="checkbox"/>
sterilising surgical instruments	<input type="checkbox"/>
using a tracer in the body	<input type="checkbox"/>
using a vaccine	<input type="checkbox"/>
using X-rays	<input type="checkbox"/>

[1]

[Total: 9]

- 8 Radon gas comes from the ground and emits alpha radiation.

The government has regulations about how buildings must be built.

Some of these regulations are about including protection against radon gas when a house is built.

- (a) Why would radon gas in houses be dangerous to humans?

.....

.....

.....

.....

..... [2]

- (b) The following chart shows the risk of cancer from exposure to different levels of radon gas.

Indoor radon level	Lifetime risk of cancer
low	less than 1 in 200
medium	1 in 190
high	1 in 100

The building regulations insist that houses in high level radon areas have radon protection measures installed.

A politician proposes that people in areas with medium levels of indoor radon should also install the protection measures and that the government should pay for the change.

How would different groups of people be affected by this change?

.....

.....

.....

.....

..... [3]

[Total: 5]

BLANK PAGE

PLEASE DO NOT WRITE ON THIS PAGE

PLEASE DO NOT WRITE ON THIS PAGE



Copyright Information

OCR is committed to seeking permission to reproduce all third-party content that it uses in its assessment materials. OCR has attempted to identify and contact all copyright holders whose work is used in this paper. To avoid the issue of disclosure of answer-related information to candidates, all copyright acknowledgements are reproduced in the OCR Copyright Acknowledgements Booklet. This is produced for each series of examinations and is freely available to download from our public website (www.ocr.org.uk) after the live examination series. If OCR has unwittingly failed to correctly acknowledge or clear any third-party content in this assessment material, OCR will be happy to correct its mistake at the earliest possible opportunity.

For queries or further information please contact the Copyright Team, First Floor, 9 Hills Road, Cambridge CB2 1GE.

OCR is part of the Cambridge Assessment Group; Cambridge Assessment is the brand name of University of Cambridge Local Examinations Syndicate (UCLES), which is itself a department of the University of Cambridge.